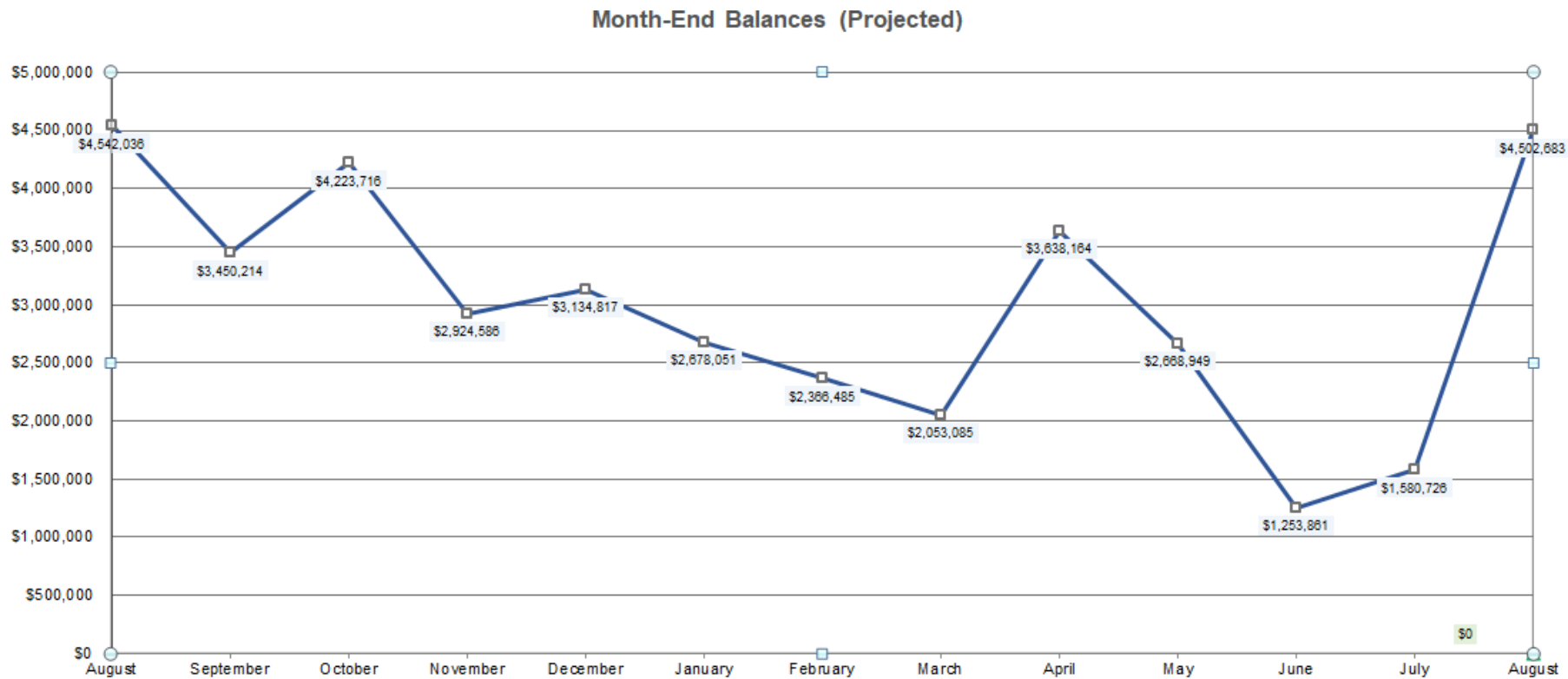


November/December 2021 Financial Report

Board Meeting - February 24, 2022

Month-End Fund Balances - Actual (thru 12/31/21) and Projected (through 8/31/22)



General Fund - Prior YTD and Current YTD Comparison

General Fund | Financial Summary

For the Period Ending December 31, 2021

REVENUES

	Current YTD	Annual Budget	YTD % of Budget
Local Tax	\$2,209,199	\$5,554,752	39.77%
Local Support Non-Tax	102,080	\$371,500	27.48%
State General Purpose	6,565,410	\$21,072,091	31.16%
State Special Purpose	3,060,939	\$11,136,499	27.49%
Federal General Purpose	0	\$0	
Federal Special Purpose	798,279	\$4,487,623	17.79%
Other School Districts	187,004	\$1,003,813	18.63%
Other Revenues	35,431	\$37,000	95.76%

TOTAL REVENUE

\$12,958,341 **\$43,663,278** **29.68%**

EXPENDITURES

Salaries - Certificated Employees	\$5,030,147	\$14,689,875	34.24%
Salaries - Classified Employees	3,307,284	\$10,130,110	32.65%
Employee Benefits and Payroll Taxes	3,550,255	\$11,264,767	31.52%
Supplies, Instr. Resources, and Non-Cap Items	853,331	\$2,613,892	32.65%
Purchased Services	1,616,788	\$5,244,330	30.83%
Travel	7,756	\$55,850	13.89%
Capital Outlay	0	\$0	
Transfers	0	\$158,265	0.00%

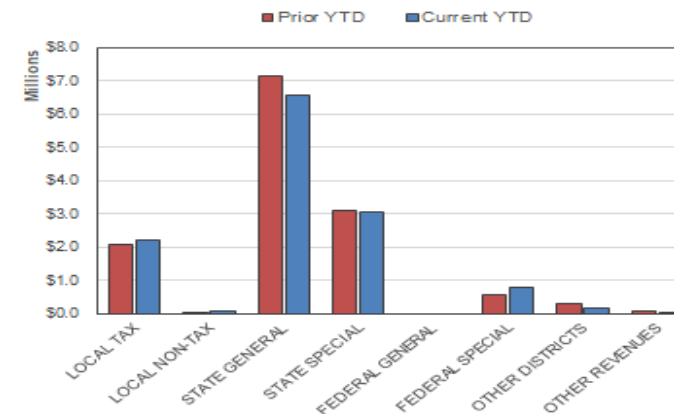
TOTAL EXPENDITURES

\$14,365,560 **\$44,157,089** **32.53%**

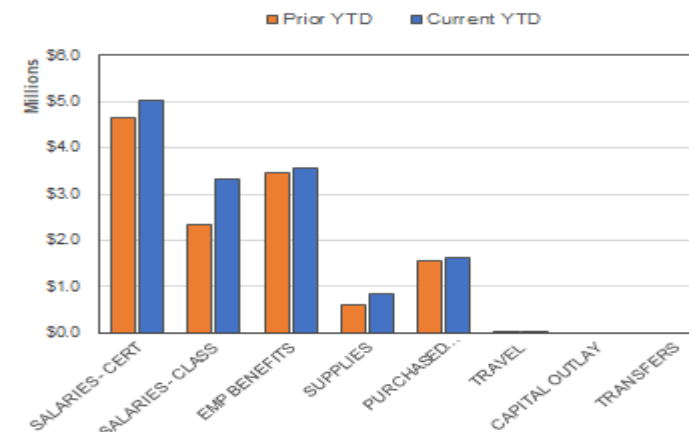
SURPLUS / (DEFICIT)

(\$1,407,219) **(\$493,811)**

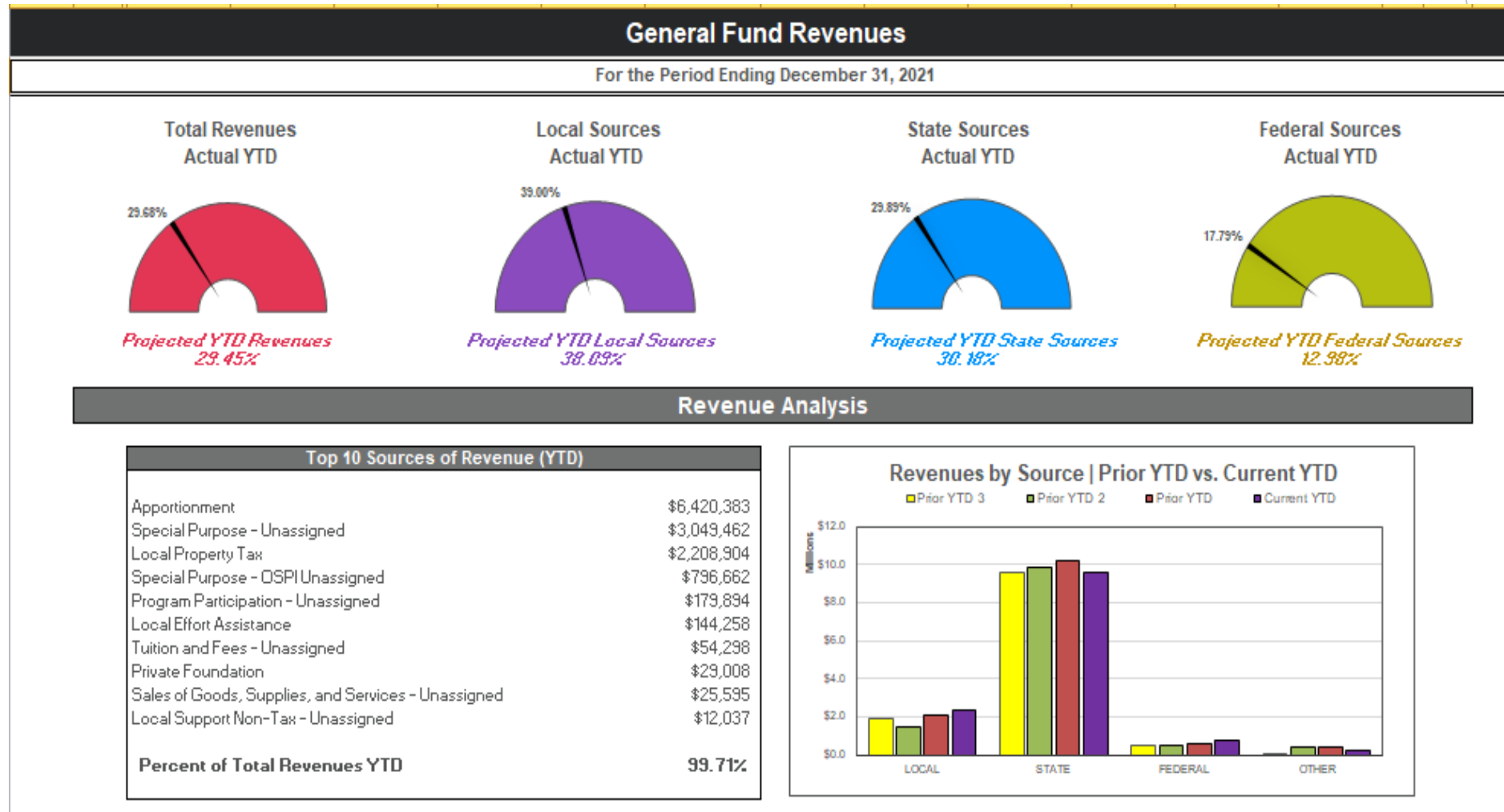
Revenues by Source | Prior YTD vs. Current YTD



Expenditures by Object | Prior YTD vs. Current YTD



General Fund Revenue Summary



General Fund Expenditure Summary

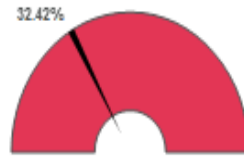
General Fund Expenditures

For the Period Ending December 31, 2021

Projected YE Balance as
% of Budgeted Expenditures

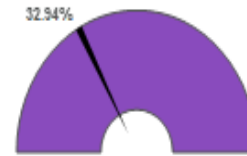


Total Expenditures
Actual YTD



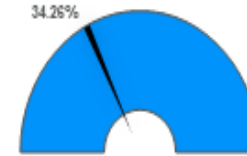
*Projected YTD Expenditures
33.21%*

Salaries & Benefits
Actual YTD



*Projected YTD Salary/ Benefits
33.22%*

Basic Education
Actual YTD



*Projected YTD Basic Education
35.36%*

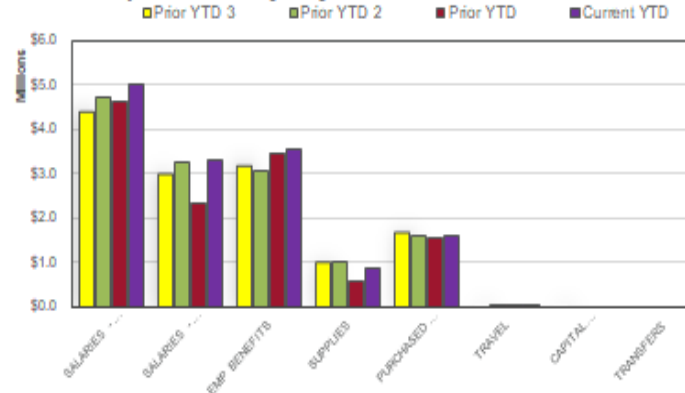
Expenditure Analysis

Top 10 Expenditures by Program (YTD)

Basic Education	\$6,403,809
Pupil Transportation	\$2,405,169
Districtwide Support	\$1,783,019
Special Education - Supplemental - State	\$1,406,386
School Food Services	\$356,595
Basic Education - Alternative Learning Experience	\$285,522
Learning Assistance Program - State	\$232,798
Vocational - Basic - State	\$205,281
ESEA Disadvantaged - Federal	\$178,926
Special and Pilot Programs - State	\$164,466

Percent of Total Expenditures YTD 93.43%

Expenditures by Object | Prior YTD vs. Current YTD



November 2021 Budget Status Report - General Fund

For the WOODLAND SCHOOL DISTRICT #404 School District for the Month of November, 2021

	ANNUAL	ACTUAL	ACTUAL			
	BUDGET	FOR MONTH	FOR YEAR	ENCUMBRANCES	BALANCE	PERCENT
<u>A. REVENUES/OTHER FIN. SOURCES</u>						
1000 LOCAL TAXES	5,554,752	424,361.41	2,157,755.49		3,396,996.51	38.85
2000 LOCAL SUPPORT NONTAX	371,500	33,004.46	81,302.04		290,197.96	21.88
3000 STATE, GENERAL PURPOSE	21,072,091	1,123,139.05	4,690,744.94		16,381,346.06	22.26
4000 STATE, SPECIAL PURPOSE	11,136,499	485,563.37	2,099,842.50		9,036,656.50	18.86
5000 FEDERAL, GENERAL PURPOSE	0	.00	.00		.00	0.00
6000 FEDERAL, SPECIAL PURPOSE	4,487,623	157,113.92	393,317.79		4,094,305.21	8.76
7000 REVENUES FR OTH SCH DIST	1,003,813	.00	121,455.87		882,357.13	12.10
8000 OTHER AGENCIES AND ASSOCIATES	37,000	.00	29,008.00		7,992.00	78.40
9000 OTHER FINANCING SOURCES	0	.00	.00		.00	0.00
<u>Total REVENUES/OTHER FIN. SOURCES</u>	43,663,278	2,223,182.21	9,573,426.63		34,089,851.37	21.93
<u>B. EXPENDITURES</u>						
00 Regular Instruction	19,728,378	1,573,270.15	5,183,756.16	11,869,469.07	2,675,152.77	86.44
10 Federal Stimulus	1,529,176	75,307.37	206,272.84	319,452.34	1,003,450.82	34.38
20 Special Ed Instruction	5,745,712	459,328.09	1,215,342.12	2,877,981.62	1,652,388.26	71.24
30 Voc. Ed Instruction	749,029	59,936.26	178,756.95	385,213.39	185,058.66	75.29
40 Skills Center Instruction	0	.00	.00	0.00	.00	0.00
50+60 Compensatory Ed Instruct.	2,203,253	145,384.22	643,252.10	1,178,770.60	381,230.30	82.70
70 Other Instructional Pgms	250,795	9,964.88	78,588.06	44,744.04	127,462.90	49.18
80 Community Services	568,407	33,616.25	157,972.63	169,508.57	240,925.80	57.61
90 Support Services	13,224,074	1,165,504.79	3,526,936.32	5,863,640.44	3,833,497.24	71.01
<u>Total EXPENDITURES</u>	43,998,824	3,522,312.01	11,190,877.18	22,708,780.07	10,099,166.75	77.05
<u>C. OTHER FIN. USES TRANS. OUT (GL 536)</u>	158,265	.00	.00			
<u>D. OTHER FINANCING USES (GL 535)</u>	0	.00	.00			
<u>E. EXCESS OF REVENUES/OTHER FIN.SOURCES OVER(UNDER) EXP/OTH FIN USES (A-B-C-D)</u>	493,811-	1,299,129.80-	1,617,450.55-		1,123,639.55-	227.54
<u>F. TOTAL BEGINNING FUND BALANCE</u>	4,542,036		4,542,036.35			
<u>G. G/L 898 PRIOR YEAR ADJUSTMENTS(+OR-)</u>	XXXXXXXXX		.00			
<u>H. TOTAL ENDING FUND BALANCE</u>	4,048,225		2,924,585.80			

(B+C+D+E-F)

December 2021 Budget Status Report - General Fund

For the WOODLAND SCHOOL DISTRICT #404 School District for the Month of December, 2021

	<u>ANNUAL</u>	<u>ACTUAL</u>	<u>ACTUAL</u>	<u>ENCUMBRANCES</u>	<u>BALANCE</u>	<u>PERCENT</u>
<u>A. REVENUES/OTHER FIN. SOURCES</u>	<u>BUDGET</u>	<u>FOR MONTH</u>	<u>FOR YEAR</u>			
1000 LOCAL TAXES	5,554,752	51,443.59	2,209,199.08		3,345,552.92	39.77
2000 LOCAL SUPPORT NONTAX	371,500	20,777.71	102,079.75		269,420.25	27.48
3000 STATE, GENERAL PURPOSE	21,072,091	1,874,665.23	6,565,410.17		14,506,680.83	31.16
4000 STATE, SPECIAL PURPOSE	11,136,499	961,096.33	3,060,938.83		8,075,560.17	27.49
5000 FEDERAL, GENERAL PURPOSE	0	.00	.00		.00	0.00
6000 FEDERAL, SPECIAL PURPOSE	4,487,623	404,960.74	798,278.53		3,689,344.47	17.79
7000 REVENUES FR OTH SCH DIST	1,003,813	65,547.99	187,003.86		816,809.14	18.63
8000 OTHER AGENCIES AND ASSOCIATES	37,000	6,422.87	35,430.87		1,569.13	95.76
9000 OTHER FINANCING SOURCES	0	.00	.00		.00	0.00
<u>Total REVENUES/OTHER FIN. SOURCES</u>	43,663,278	3,384,914.46	12,958,341.09		30,704,936.91	29.68
<u>B. EXPENDITURES</u>						
00 Regular Instruction	19,728,378	1,507,232.42	6,690,988.58	10,729,500.42	2,307,889.00	88.30
10 Federal Stimulus	1,529,176	41,824.56	248,097.40	307,399.06	973,679.54	36.33
20 Special Ed Instruction	5,745,712	371,995.75	1,587,337.87	2,640,913.94	1,517,460.19	73.59
30 Voc. Ed Instruction	749,029	55,349.52	234,106.47	347,681.27	167,241.26	77.67
40 Skills Center Instruction	0	.00	.00	0.00	.00	0.00
50+60 Compensatory Ed Instruct.	2,203,253	145,214.19	788,466.29	1,100,750.08	314,036.63	85.75
70 Other Instructional Pgms	250,795	5,920.74	84,508.80	40,654.34	125,631.86	49.91
80 Community Services	568,407	29,298.60	187,271.23	155,320.48	225,815.29	60.27
90 Support Services	13,224,074	1,017,847.36	4,544,783.68	5,537,278.87	3,142,011.45	76.24
<u>Total EXPENDITURES</u>	43,998,824	3,174,683.14	14,365,560.32	20,859,498.46	8,773,765.22	80.06
<u>C. OTHER FIN. USES TRANS. OUT (GL 536)</u>	158,265	.00	.00			
<u>D. OTHER FINANCING USES (GL 535)</u>	0	.00	.00			
<u>E. EXCESS OF REVENUES/OTHER FIN. SOURCES</u> <u>OVER (UNDER) EXP/OTH FIN USES (A-B-C-D)</u>	493,811-	210,231.32	1,407,219.23-		913,408.23-	184.97
<u>F. TOTAL BEGINNING FUND BALANCE</u>	4,542,036		4,542,036.35			
<u>G. G/L 898 PRIOR YEAR ADJUSTMENTS (+OR-)</u>	XXXXXXX		.00			
<u>H. TOTAL ENDING FUND BALANCE</u>	4,048,225		3,134,817.12			

November 2021 Budget Status Report - Capital Projects Fund

For the WOODLAND SCHOOL DISTRICT #404 School District for the Month of November, 2021

	ANNUAL BUDGET	ACTUAL FOR MONTH	ACTUAL FOR YEAR	ENCUMBRANCES	BALANCE	PERCENT
<u>A. REVENUES/OTHER FIN. SOURCES</u>						
1000 Local Taxes	0	.00	.00		.00	0.00
2000 Local Support Nontax	72,000	52.06	393.57		71,606.43	0.55
3000 State, General Purpose	0	.00	.00		.00	0.00
4000 State, Special Purpose	0	.00	.00		.00	0.00
5000 Federal, General Purpose	0	.00	.00		.00	0.00
6000 Federal, Special Purpose	0	.00	.00		.00	0.00
7000 Revenues Fr Oth Sch Dist	0	.00	.00		.00	0.00
8000 Other Agencies and Associates	0	.00	.00		.00	0.00
9000 Other Financing Sources	270,000	.00	.00		270,000.00	0.00
<u>Total REVENUES/OTHER FIN. SOURCES</u>	342,000	52.06	393.57		341,606.43	0.12
<u>B. EXPENDITURES</u>						
10 Sites	230,000	.00	.00	0.00	230,000.00	0.00
20 Buildings	470,000	2,950.48	2,950.48	0.00	467,049.52	0.63
30 Equipment	0	.00	.00	0.00	.00	0.00
40 Energy	0	.00	.00	0.00	.00	0.00
50 Sales & Lease Expenditure	0	.00	.00	0.00	.00	0.00
60 Bond Issuance Expenditure	0	.00	.00	0.00	.00	0.00
90 Debt	0	.00	.00	0.00	.00	0.00
<u>Total EXPENDITURES</u>	700,000	2,950.48	2,950.48	0.00	697,049.52	0.42
<u>C. OTHER FIN. USES TRANS. OUT (GL 536)</u>	0	.00	.00			
<u>D. OTHER FINANCING USES (GL 535)</u>	0	.00	.00			
<u>E. EXCESS OF REVENUES/OTHER FIN. SOURCES OVER (UNDER) EXP/OTH FIN USES (A-B-C-D)</u>	358,000-	2,898.42-	2,556.91-		355,443.09	99.29-
<u>F. TOTAL BEGINNING FUND BALANCE</u>	670,236		670,236.57			
<u>G. G/L 898 PRIOR YEAR ADJUSTMENTS (+OR-)</u>	XXXXXXXX		.00			
<u>H. TOTAL ENDING FUND BALANCE (E+F + OR - G)</u>	312,236		667,679.66			

December 2021 Budget Status Report - Capital Projects Fund

For the WOODLAND SCHOOL DISTRICT #404 School District for the Month of December, 2021

	<u>ANNUAL</u>	<u>ACTUAL</u>	<u>ACTUAL</u>		<u>BALANCE</u>	<u>PERCENT</u>
<u>A. REVENUES/OTHER FIN. SOURCES</u>	<u>BUDGET</u>	<u>FOR MONTH</u>	<u>FOR YEAR</u>	<u>ENCUMBRANCES</u>		
1000 Local Taxes	0	.00	.00		.00	0.00
2000 Local Support Nontax	72,000	96.34	489.91		71,510.09	0.68
3000 State, General Purpose	0	.00	.00		.00	0.00
4000 State, Special Purpose	0	.00	.00		.00	0.00
5000 Federal, General Purpose	0	.00	.00		.00	0.00
6000 Federal, Special Purpose	0	.00	.00		.00	0.00
7000 Revenues Fr Oth Sch Dist	0	.00	.00		.00	0.00
8000 Other Agencies and Associates	0	.00	.00		.00	0.00
9000 Other Financing Sources	270,000	.00	.00		270,000.00	0.00
<u>Total REVENUES/OTHER FIN. SOURCES</u>	342,000	96.34	489.91		341,510.09	0.14
<u>B. EXPENDITURES</u>						
10 Sites	230,000	.00	.00	0.00	230,000.00	0.00
20 Buildings	470,000	.00	2,950.48	43,799.63-	510,849.15	8.69-
30 Equipment	0	.00	.00	0.00	.00	0.00
40 Energy	0	.00	.00	0.00	.00	0.00
50 Sales & Lease Expenditure	0	.00	.00	0.00	.00	0.00
60 Bond Issuance Expenditure	0	.00	.00	0.00	.00	0.00
90 Debt	0	.00	.00	0.00	.00	0.00
<u>Total EXPENDITURES</u>	700,000	.00	2,950.48	43,799.63-	740,849.15	5.84-
<u>C. OTHER FIN. USES TRANS. OUT (GL 536)</u>	0	.00	.00			
<u>D. OTHER FINANCING USES (GL 535)</u>	0	.00	.00			
<u>E. EXCESS OF REVENUES/OTHER FIN. SOURCES</u> <u>OVER (UNDER) EXP/OTH FIN USES (A-B-C-D)</u>	358,000-	96.34	2,460.57-		355,539.43	99.31-
<u>F. TOTAL BEGINNING FUND BALANCE</u>	670,236		670,236.57			
<u>G. G/L 898 PRIOR YEAR ADJUSTMENTS (+OR-)</u>	XXXXXXXX		.00			
<u>H. TOTAL ENDING FUND BALANCE</u>	312,236		667,776.00			

November 2021 Budget Status Report - Debt Service Fund

For the WOODLAND SCHOOL DISTRICT #404 School District for the Month of November, 2021

	ANNUAL BUDGET	ACTUAL FOR MONTH	ACTUAL FOR YEAR	ENCUMBRANCES	BALANCE	PERCENT
A. REVENUES/OTHER FIN. SOURCES						
1000 Local Taxes	3,529,449	281,704.26	1,431,598.07		2,097,850.93	40.56
2000 Local Support Nontax	8,000	136.09	353.56		7,646.44	4.42
3000 State, General Purpose	0	.00	256.38		256.38-	0.00
5000 Federal, General Purpose	0	.00	.00		.00	0.00
9000 Other Financing Sources	0	.00	.00		.00	0.00
Total REVENUES/OTHER FIN. SOURCES	3,537,449	281,840.35	1,432,208.01		2,105,240.99	40.49
B. EXPENDITURES						
Matured Bond Expenditures	1,430,000	.00	.00	0.00	1,430,000.00	0.00
Interest On Bonds	1,930,000	.00	.00	0.00	1,930,000.00	0.00
Interfund Loan Interest	0	.00	.00	0.00	.00	0.00
Bond Transfer Fees	0	.00	.00	0.00	.00	0.00
Arbitrage Rebate	0	.00	.00	0.00	.00	0.00
Underwriter's Fees	350,000	.00	.00	0.00	350,000.00	0.00
Total EXPENDITURES	3,710,000	.00	.00	0.00	3,710,000.00	0.00
C. OTHER FIN. USES TRANS. OUT (GL 536)	230,000	.00	.00			
D. OTHER FINANCING USES (GL 535)	0	.00	.00			
E. EXCESS OF REVENUES/OTHER FIN.SOURCES OVER (UNDER) EXPENDITURES (A-B-C-D)	402,551-	281,840.35	1,432,208.01		1,834,759.01	455.78-
F. TOTAL BEGINNING FUND BALANCE	1,673,829		1,673,829.04			
G. G/L 898 PRIOR YEAR ADJUSTMENTS(+OR-)	XXXXXXXX		.00			
H. TOTAL ENDING FUND BALANCE (E+F + OR - G)	1,271,278		3,106,037.05			
I. ENDING FUND BALANCE ACCOUNTS:						
G/L 810 Restricted for Other Items	0		.00			
G/L 830 Restricted for Debt Service	1,271,278		3,106,037.05			
G/L 835 Restricted For Arbitrage Rebate	0		.00			
G/L 870 Committed to Other Purposes	0		.00			
G/L 889 Assigned to Fund Purposes	0		.00			
G/L 890 Unassigned Fund Balance	0		.00			
TOTAL	1,271,278		3,106,037.05			

December 2021 Budget Status Report - Debt Service Fund

For the WOODLAND SCHOOL DISTRICT #404 School District for the Month of December, 2021

	ANNUAL <u>BUDGET</u>	ACTUAL <u>FOR MONTH</u>	ACTUAL <u>FOR YEAR</u>	<u>ENCUMBRANCES</u>	<u>BALANCE</u>	<u>PERCENT</u>
<u>A. REVENUES/OTHER FIN. SOURCES</u>						
1000 Local Taxes	3,529,449	34,561.38	1,466,159.45		2,063,289.55	41.54
2000 Local Support Nontax	8,000	194.93	548.49		7,451.51	6.86
3000 State, General Purpose	0	.00	256.38		256.38~	0.00
5000 Federal, General Purpose	0	.00	.00		.00	0.00
9000 Other Financing Sources	0	.00	.00		.00	0.00
 <u>Total REVENUES/OTHER FIN. SOURCES</u>	 3,537,449	 34,756.31	 1,466,964.32		 2,070,484.68	 41.47
 <u>B. EXPENDITURES</u>						
Matured Bond Expenditures	1,430,000	1,430,000.00	1,430,000.00	0.00	.00	100.00
Interest On Bonds	1,930,000	966,553.13	966,553.13	0.00	963,446.87	50.08
Interfund Loan Interest	0	.00	.00	0.00	.00	0.00
Bond Transfer Fees	0	.00	.00	0.00	.00	0.00
Arbitrage Rebate	0	.00	.00	0.00	.00	0.00
Underwriter's Fees	350,000	.00	.00	0.00	350,000.00	0.00
 <u>Total EXPENDITURES</u>	 3,710,000	 2,396,553.13	 2,396,553.13	 0.00	 1,313,446.87	 64.60
 <u>C. OTHER FIN. USES TRANS. OUT (GL 536)</u>	 230,000	 .00	 .00			
 <u>D. OTHER FINANCING USES (GL 535)</u>	 0	 .00	 .00			
 <u>E. EXCESS OF REVENUES/OTHER FIN.SOURCES OVER (UNDER) EXPENDITURES (A-B-C-D)</u>	 402,551~	 2,361,796.82~	 929,588.81~		 527,037.81~	 130.92
 <u>F. TOTAL BEGINNING FUND BALANCE</u>	 1,673,829		 1,673,829.04			
 <u>G. G/L 898 PRIOR YEAR ADJUSTMENTS (+OR-) XXXXXXXX</u>	 XXXXXXX		 .00			
 <u>H. TOTAL ENDING FUND BALANCE</u>	 1,271,278		 744,240.23			

November 2021 Budget Status Report - ASB Fund

For the WOODLAND SCHOOL DISTRICT #404 School District for the Month of November, 2021

	<u>ANNUAL</u>	<u>ACTUAL</u>	<u>ACTUAL</u>			
<u>A. REVENUES</u>	<u>BUDGET</u>	<u>FOR MONTH</u>	<u>FOR YEAR</u>	<u>ENCUMBRANCES</u>	<u>BALANCE</u>	<u>PERCENT</u>
1000 General Student Body	44,500	644.29	13,282.33		31,217.67	29.85
2000 Athletics	71,000	3,606.59	33,650.79		37,349.21	47.40
3000 Classes	23,500	70.00	70.00		23,430.00	0.30
4000 Clubs	207,250	15,760.94	44,770.99		162,479.01	21.60
6000 Private Moneys	11,000	3,000.00	4,320.00		6,680.00	39.27
<u>Total REVENUES</u>	357,250	23,081.82	96,094.11		261,155.89	26.90
<u>B. EXPENDITURES</u>						
1000 General Student Body	30,000	4,039.10	6,278.76	0.00	23,721.24	20.93
2000 Athletics	92,500	11,583.22	29,807.14	0.00	62,692.86	32.22
3000 Classes	21,500	.00	1,250.00	0.00	20,250.00	5.81
4000 Clubs	216,500	4,615.97	22,668.68	0.00	193,831.32	10.47
6000 Private Moneys	15,000	.00	72.33	0.00	14,927.67	0.48
<u>Total EXPENDITURES</u>	375,500	20,238.29	60,076.91	0.00	315,423.09	16.00
<u>C. EXCESS OF REVENUES</u>						
<u>OVER (UNDER) EXPENDITURES (A-B)</u>	18,250-	2,843.53	36,017.20		54,267.20	297.35-
<u>D. TOTAL BEGINNING FUND BALANCE</u>	256,311		256,310.55			
<u>E. G/L 898 PRIOR YEAR ADJUSTMENTS (+OR-)</u>	XXXXXXXX		.00			
<u>F. TOTAL ENDING FUND BALANCE</u>	238,061		292,327.75			
<u>C+D + OR - E)</u>						
<u>G. ENDING FUND BALANCE ACCOUNTS:</u>						
G/L 810 Restricted for Other Items	0		.00			
G/L 819 Restricted for Fund Purposes	238,061		292,201.75			
G/L 840 Nonspnd FB - Invent/Prepd Itms	0		.00			
G/L 850 Restricted for Uninsured Risks	0		.00			
G/L 870 Committed to Other Purposes	0		.00			
G/L 889 Assigned to Fund Purposes	0		.00			
G/L 890 Unassigned Fund Balance	0		.00			
<u>TOTAL</u>	238,061		292,201.75			

December 2021 Budget Status Report - ASB Fund

For the WOODLAND SCHOOL DISTRICT #404 School District for the Month of December, 2021

<u>A. REVENUES</u>	<u>ANNUAL BUDGET</u>	<u>ACTUAL FOR MONTH</u>	<u>ACTUAL FOR YEAR</u>	<u>ENCUMBRANCES</u>	<u>BALANCE</u>	<u>PERCENT</u>
1000 General Student Body	44,500	255.35	13,537.68		30,962.32	30.42
2000 Athletics	71,000	4,106.00	37,756.79		33,243.21	53.18
3000 Classes	23,500	.00	70.00		23,430.00	0.30
4000 Clubs	207,250	3,046.92	47,817.91		159,432.09	23.07
6000 Private Moneys	11,000	.00	4,320.00		6,680.00	39.27
<u>Total REVENUES</u>	357,250	7,408.27	103,502.38		253,747.62	28.97
<u>B. EXPENDITURES</u>						
1000 General Student Body	30,000	835.34	7,114.10	0.00	22,885.90	23.71
2000 Athletics	92,500	5,918.49	35,725.63	0.00	56,774.37	38.62
3000 Classes	21,500	.00	1,250.00	0.00	20,250.00	5.81
4000 Clubs	216,500	24,229.33	46,898.01	0.00	169,601.99	21.66
6000 Private Moneys	15,000	.00	72.33	0.00	14,927.67	0.48
<u>Total EXPENDITURES</u>	375,500	30,983.16	91,060.07	0.00	284,439.93	24.25
<u>C. EXCESS OF REVENUES</u>						
<u>OVER (UNDER) EXPENDITURES (A-B)</u>	18,250-	23,574.89-	12,442.31		30,692.31	168.18-
<u>D. TOTAL BEGINNING FUND BALANCE</u>	256,311		256,310.55			
<u>E. G/L 898 PRIOR YEAR ADJUSTMENTS (+OR-)</u>	XXXXXXXX		.00			
<u>F. TOTAL ENDING FUND BALANCE</u>	238,061		268,752.86			
<u>C+D + OR - E)</u>						
<u>G. ENDING FUND BALANCE ACCOUNTS:</u>						
G/L 810 Restricted for Other Items	0		.00			
G/L 819 Restricted for Fund Purposes	238,061		268,626.86			
G/L 840 Nonspnd FB - Invent/Prepd Itms	0		.00			
G/L 850 Restricted for Uninsured Risks	0		.00			
G/L 870 Committed to Other Purposes	0		.00			
G/L 889 Assigned to Fund Purposes	0		.00			
G/L 890 Unassigned Fund Balance	0		.00			
<u>TOTAL</u>	238,061		268,626.86			

November 2021 Budget Status Report - Transportation Vehicle Fund

For the WOODLAND SCHOOL DISTRICT #404 School District for the Month of November, 2021

<u>A. REVENUES/OTHER FIN. SOURCES</u>	<u>ANNUAL BUDGET</u>	<u>ACTUAL FOR MONTH</u>	<u>ACTUAL FOR YEAR</u>	<u>ENCUMBRANCES</u>	<u>BALANCE</u>	<u>PERCENT</u>
1000 Local Taxes	0	.00	.00		.00	0.00
2000 Local Nontax	20,000	184.89	463.71		19,536.29	2.32
3000 State, General Purpose	0	.00	.00		.00	0.00
4000 State, Special Purpose	700,000	.00	.00		700,000.00	0.00
5000 Federal, General Purpose	0	.00	.00		.00	0.00
6000 Federal, Special Purpose	0	.00	.00		.00	0.00
8000 Other Agencies and Associates	231,735	.00	.00		231,735.00	0.00
9000 Other Financing Sources	0	.00	550.00		550.00-	0.00
<u>A. TOTAL REV/OTHER FIN.SRCS(LESS TRANS)</u>	951,735	184.89	1,013.71		950,721.29	0.11
<u>B. 9900 TRANSFERS IN FROM GE</u>	118,265	.00	.00		118,265.00	0.00
<u>C. Total REV./OTHER FIN. SOURCES</u>	1,070,000	184.89	1,013.71		1,068,986.29	0.09
<u>D. EXPENDITURES</u>						
Type 30 Equipment	2,000,000	.00	75,094.36	228,160.38	1,696,745.26	15.16
Type 60 Bond Levy Issuance	0	.00	.00	0.00	.00	0.00
Type 90 Debt	0	.00	.00	0.00	.00	0.00
<u>Total EXPENDITURES</u>	2,000,000	.00	75,094.36	228,160.38	1,696,745.26	15.16
<u>E. OTHER FIN. USES TRANS. OUT (GL 536)</u>	0	.00	.00			
<u>F. OTHER FINANCING USES (GL 535)</u>	0	.00	.00			
<u>G. EXCESS OF REVENUES/OTHER FIN SOURCES OVER(UNDER) EXP/OTH FIN USES (C-D-E-F)</u>	930,000-	184.89	74,080.65-		855,919.35	92.03-
<u>H. TOTAL BEGINNING FUND BALANCE</u>	2,464,371		2,464,371.62			
<u>I. G/L 898 PRIOR YEAR ADJUSTMENTS (+OR-)</u>	XXXXXXXX		.00			
<u>J. TOTAL ENDING FUND BALANCE (G+H + OR - I)</u>	1,534,371		2,390,290.97			

December 2021 Budget Status Report - Transportation Vehicle Fund

For the WOODLAND SCHOOL DISTRICT #404 School District for the Month of December, 2021

<u>A. REVENUES/OTHER FIN. SOURCES</u>	<u>ANNUAL BUDGET</u>	<u>ACTUAL FOR MONTH</u>	<u>ACTUAL FOR YEAR</u>	<u>ENCUMBRANCES</u>	<u>BALANCE</u>	<u>PERCENT</u>
1000 Local Taxes	0	.00	.00		.00	0.00
2000 Local Nontax	20,000	336.24	799.95		19,200.05	4.00
3000 State, General Purpose	0	.00	.00		.00	0.00
4000 State, Special Purpose	700,000	.00	.00		700,000.00	0.00
5000 Federal, General Purpose	0	.00	.00		.00	0.00
6000 Federal, Special Purpose	0	.00	.00		.00	0.00
8000 Other Agencies and Associates	231,735	231,736.00	231,736.00		1.00-	100.00
9000 Other Financing Sources	0	.00	550.00		550.00-	0.00
<u>A. TOTAL REV/OTHER FIN.SRCS(LESS TRANS)</u>	<u>951,735</u>	<u>232,072.24</u>	<u>233,085.95</u>		<u>718,649.05</u>	<u>24.49</u>
 <u>B. 9900 TRANSFERS IN FROM GF</u>	 <u>118,265</u>	 .00	 .00		 118,265.00	 0.00
 <u>C. Total REV./OTHER FIN. SOURCES</u>	 <u>1,070,000</u>	 <u>232,072.24</u>	 <u>233,085.95</u>		 <u>836,914.05</u>	 <u>21.78</u>
 <u>D. EXPENDITURES</u>						
Type 30 Equipment	2,000,000	.00	75,094.36	228,160.38	1,696,745.26	15.16
Type 60 Bond Levy Issuance	0	.00	.00	0.00	.00	0.00
Type 90 Debt	0	.00	.00	0.00	.00	0.00
 <u>Total EXPENDITURES</u>	 <u>2,000,000</u>	 .00	 75,094.36	 228,160.38	 1,696,745.26	 15.16
 <u>E. OTHER FIN. USES TRANS. OUT (GL 536)</u>	 <u>0</u>	 .00	 .00			
 <u>F. OTHER FINANCING USES (GL 535)</u>	 <u>0</u>	 .00	 .00			
 <u>G. EXCESS OF REVENUES/OTHER FIN SOURCES OVER(UNDER) EXP/OTH FIN USES (C-D-E-F)</u>	 <u>930,000-</u>	 <u>232,072.24</u>	 <u>157,991.59</u>		 <u>1,087,991.59</u>	 <u>116.99-</u>
 <u>H. TOTAL BEGINNING FUND BALANCE</u>	 <u>2,464,371</u>		 <u>2,464,371.62</u>			
 <u>I. G/L 898 PRIOR YEAR ADJUSTMENTS (+OR-)</u>	 <u>XXXXXXXX</u>		 .00			
 <u>J. TOTAL ENDING FUND BALANCE</u>	 <u>1,534,371</u>		 <u>2,622,363.21</u>			

Enrollment Average FTE - through February 2022 Count

Grade	BUDGET	21-22 TO DATE AVG	DIF TO BUDGET	FINAL 21-22	DIF TO CURRENT		
K	160.00	182.48	22.48	176.87	5.61		
1	156.00	154.67	(1.33)	196.29	(41.62)		
2	164.00	157.11	(6.89)	181.69	(24.58)		
3	191.00	187.37	(3.63)	183.76	3.61		
4	175.00	161.25	(13.75)	196.14	(34.89)		
5	177.00	168.48	(8.52)	162.52	5.96		
6	177.00	168.67	(8.33)	179.41	(10.74)		
7	150.00	156.73	6.72	203.35	(46.63)		
8	158.00	165.60	7.60	165.60	-		
9	200.00	204.93	4.93	212.57	(7.64)		
10	158.00	150.73	(7.27)	174.48	(23.75)		
11	140.00	137.39	(2.61)	127.17	10.22	Running Start	
12	140.00	116.31	(23.70)	114.30	2.00	Full Time	35
LRA	66.00	72.03	6.03	38.68	33.35	Part Time	17
TEAM	94.00	112.37	18.37	74.84	37.53		
TOTAL						Total	52
FTE	2306.00	2,296.12	(9.89)	2,387.67	(91.56)		
SPED 3	22.00	21.33	(0.67)	20.83	0.50		
SPED 5-2	340.00	317.5	(22.50)	322.83	(5.33)		
NOTE:	FEB FTE	2,278.15		9.89 BELOW BUDGET		JAN FTE	2283.50

Enrollment Headcount - through February 2022 Count

[illegible]