

The background image is a faded, high-angle photograph of a school campus. It shows a large, modern school building with a flat roof and large windows. In the foreground, there is a paved courtyard or walkway where several groups of people, likely students, are walking. There are some trees and landscaping elements. The sky is blue with some white clouds. The overall tone is bright and airy.

Woodland Public Schools

Facilities and Safety Report

May 2021

Facilities Report

In addition to the scheduled deep cleaning activities in all buildings, the following work and preventive maintenance tasks are scheduled for this summer:

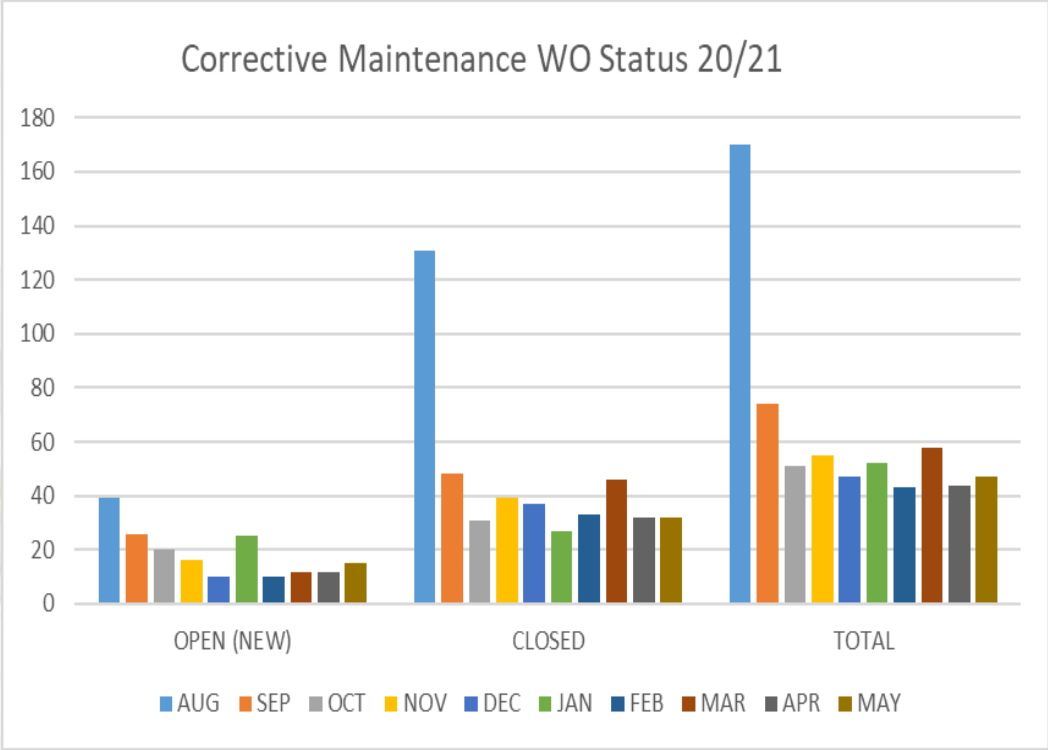
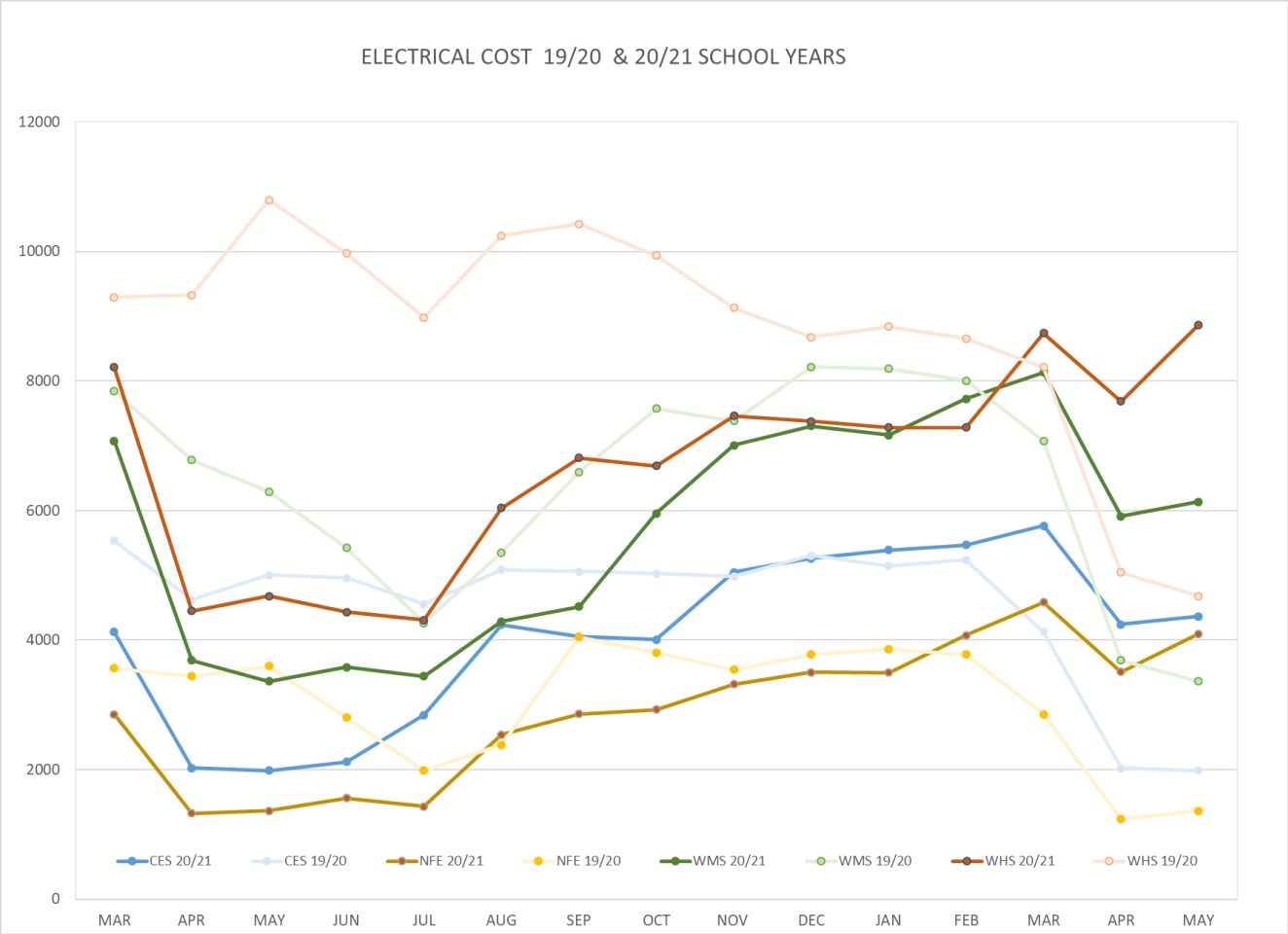
CES	YALE	NFES	WMS	WHS
Paint gym	Drinking water line/filter	Covered play area paint	Roof IT, Commons, Aud.	Tree removal /trim
Replace carpet in room 210	Remove RR ties in playground	Filter skid	Reader board 4X7	Horn strobe repair
Music room instrument hooks	Fix swing set (remove cable)	Line paint (pick up lines)	Install bottle fill in the green hall	Bird netting in stadium
Badge reader for cafeteria	Water pump (MECH RM)	Parking lot field	Bathroom stalls (2)	Fix holes in floor
Line paint parking lot	Reader board	Ceiling tiles in hallway	Remove drinking fountains	
Filter skid		Add 2 bottle fills	Gutters green/yellow hall	
Office conversion		Ramp to playground	Trim green/yellow hall	
Cone of silence			Remove/replace trees office entrance	
Island removal 212/213			Add filter to gym water line	
Reader board 4X6			Separate fire/H2O	
Plasma TV install			Green house steel (wetdeck) install	
Replace floor bathroom			Curb for outside lunch area	
Cabinets in health room			Carpet in rooms 311/318/324	
			Sidewalk planter	

Annual Preventive Maintenance Tasks Summer 2021

- Water samples
- Bleacher inspections
- Asbestos monitoring
- Fire and access control battery replacement
- Fire Marshall inspection
- Annual Septic O&M inspection
- AED inspection
- Security camera clean/adjust/replace

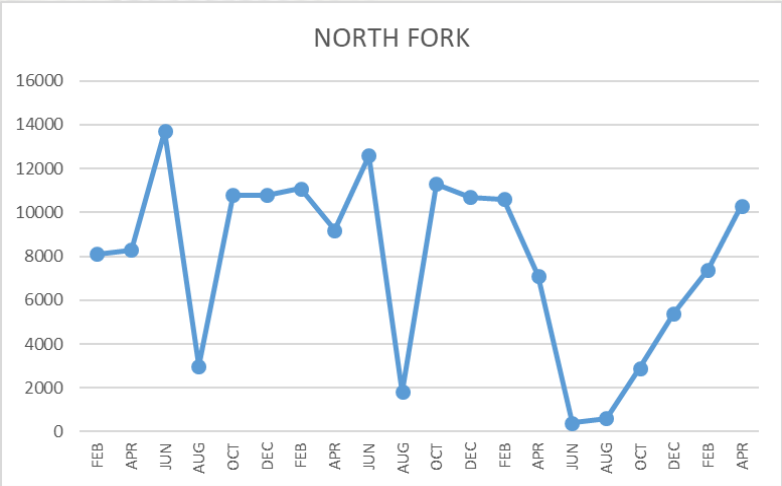
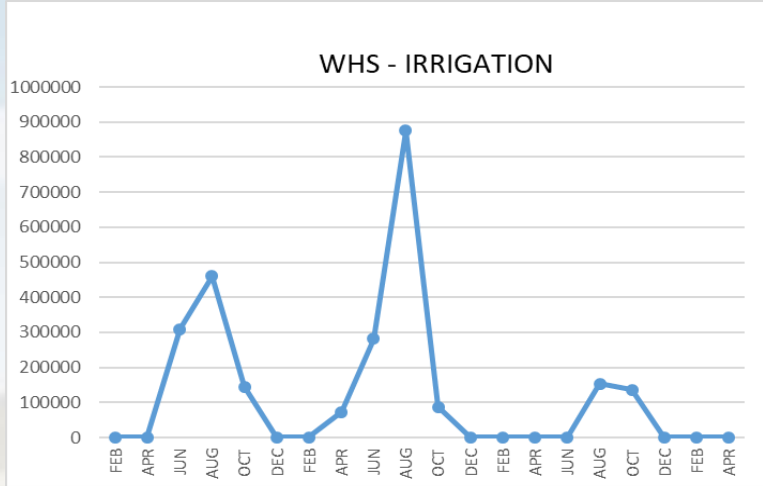
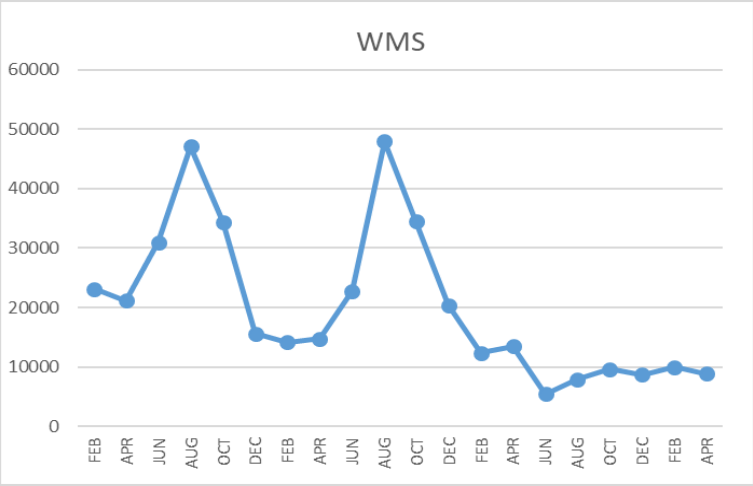
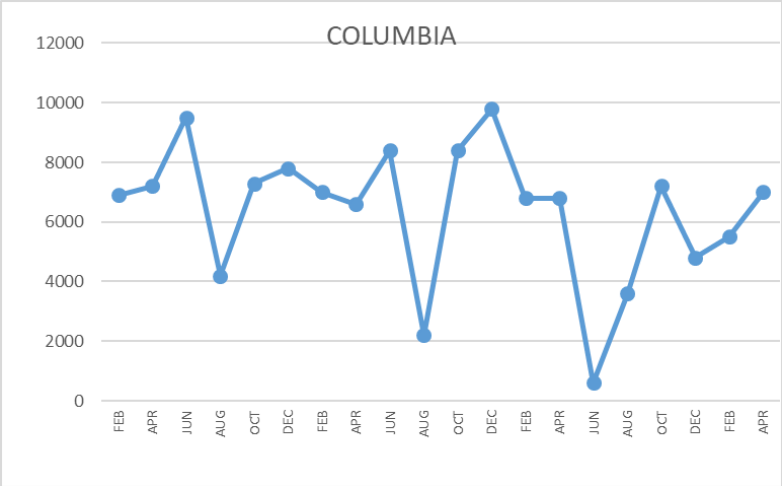


FACILITY CHARTS – POWER COST AND WORK ORDER STATUS



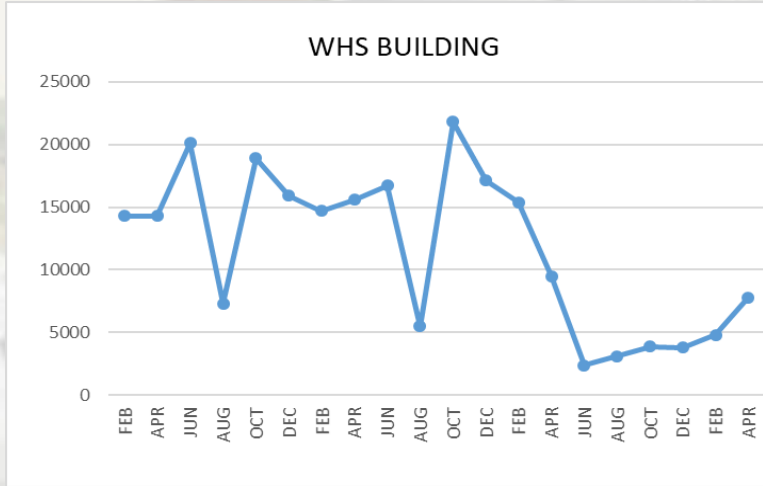
FACILITY CHARTS WATER USAGE

WHS, NFES, WMS, CES



Note
Water charts are updated every two months. Next update to these charts in the June 2021 report

The WMS chart includes the following 7 meters: 755 Park high and low flow, BO and Team High, PIT house, bus barn, athletic field and DO. All of these meters are totaled on the WMS graph, but each data point is recorded separately to aid in identifying leaks.



Safety Summary

Staff Accidents/Incidents

NFES - Employee was kicked in the knee, reported soreness

Student Accidents/Injuries

NFES - Student tripped over own feet while running, fractured right elbow

NFES - Student ran into light pole while looking around for brother, bruised forehead

NFES - Student got finger pinched in door opening, fractured finger

NFES - Student tripped on chair and fell on stomach, sent home due to pain

WMS - Student blocked soccer ball with hand, sprained wrist

WMS - Student hit in head with basketball, concussion

