



FACILITIES PLANNING

Condition, Maintenance, and Capacity

Scott Landrigan 03-24-21

Facilities Planning

CES, NFES, WMS, WHS, YALE, WSD

- Historical mapping
- School statistics
- Roofing plan
- Blacktop plan
- Utility Overview
 - Water
 - Fire systems
 - Electrical distribution
 - Natural gas
- HVAC overview and needed improvements
- Structural and interior finishes
- Plumbing plan
- Portable building plan
- 10 year cost summary by school
- Fleet vehicles and grounds equipment
- Preliminary seismic report
- 10 year District financial impact report

WSD Facilities Plan

Introduction

- This presentation is based on a 10 year plan ending Spring 2031.
- Costs are based on today's rate, expect a 2% to 3 % increase per year.
- It will become clear that all items listed can not be addressed, due to budget constraints.
- Items will be prioritized based on the following criteria:
 - Safety, health, and environmental
 - Compliance to law
 - Quality of instruction
 - Asset protection
 - Asset replacement
- Alternate methods for cost reduction will be provided for:
 - Alternate materials
 - Value engineering
 - In-house completion of projects
 - Each campus will be discussed independently and a final District summary will be given

Roofing

Roofing Types



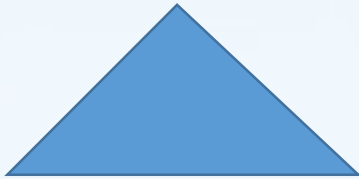
Composition 3 tab



Composition Architectural




Metal



PITCHED ROOFS



FLAT OR ROOFS WITH LOW PITCH



Roof Coatings

Silicone-based
GE Enduris 3500



Built up with
composition roll cap



TPO
Thermoplastic Polyolefin
Plastic/rubber with filler
(Heat-welded seams)



PVC
Poly vinyl chloride
(Heat-welded seams)



EPDM Ethylene Propylene
Diene Monomer
(Glued seams)

Roofing Info

Cost and Pricing Variables

Pricing considerations that influence total cost

- Number of roof layers
- Stripping off old roof vs. cover
- Decking and structural repairs
- Insulation requirements type/location
- Material type (cap)
- Asbestos mitigation
- Roof penetrations
- Compliance to energy codes
- Warranty

Cost of delaying

- Mold
- Compromised decking
- Structural Failure

For this presentation the following standard costs will be used

- All sloped comp roofs \$5.00 sqft.
- Flat roofs @ \$7.00 sqft.
- Metal roofs @ \$10.50 sqft.
- Roof coatings @ \$2.25 sqft.

Columbia Elementary School



*Home of Kit the
Beaver*

WOODLAND PRIMARY



Columbia Elementary School

School Statistics

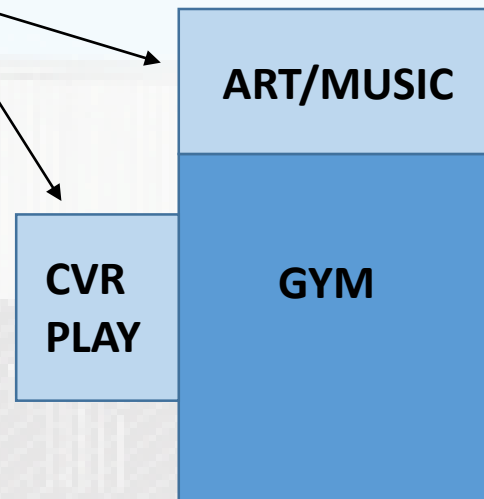
- Site 7.91 acres (1 lot)
- Building area 1.30 acres
- Field adjacent to school 1.44 acres (2 lots)
- Original construction 1971-72,
 - 42,743 sqft. (As Middle School)
- Addition 1992-93 adds 13,643 sqft. (current kinder and 1st grade wing)
- Total building sq. ft. 56,386
- Classrooms 21(2) excludes portables
 - 11 Classrooms upper or original construction
 - 10 classrooms lower wing
 - 2 art/music studios (locker room conversion) expected to provide expansion space for 1 year
- Parking 83 spaces, 3 ADA, no designated bus parking
- 73 staff and 331 students



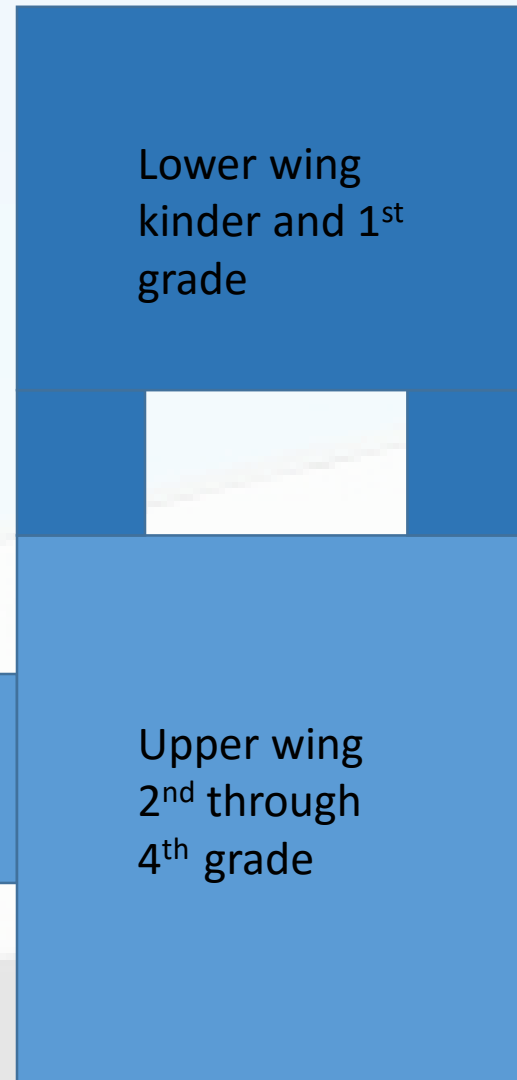
CES

Historical Look

1982 Locker room
expansion, covered play
area



1992 Addition Adds 10
classrooms



COOP
(NDA)



P11/12
COOP
ECAP



EOCF
HEAD
START
(NDA)



P8/9
FCRC



P6/7
Special Ed
Pre School



P5 Comp Lab
P4 SPED



P2/3
WCC



1972 Initial
construction
11 classrooms,
gym, music
café



WOODLAND PRIMARY

CES

Roofing and Blacktop Plan

Roofing

- 1 Covered play structure
- 2 Gym, café & mezzanine
- 3 1st grade wing
- 4 K-wing

Blacktop

- A Recess area
- B West lot parking
- C Main parking lot (south)
- D Portable aprons



CES

Roofing Analysis

| Name /Area | Sqft. | Current Type | Grade | Remaining Life | Cost of Repair | Note |
|---|--------|--------------------|-------|----------------|----------------|-----------------------------|
| Covered play area (1) | 3,500 | Built up Comp. cap | D | 2026 | \$24,500 | Full rip off, TPO recover |
| Gym/cafeteria (2) | 15,650 | Built up Comp. cap | D | Coat 2022 | \$35,212 | Excellent coating candidate |
| Upper Wing (3) (original construction) | 25,380 | Built up Comp. cap | C | Coat 2024 | \$57,105 | Excellent coating candidate |
| Lower Wing (4) | 16,250 | Built up Comp cap | C | Coat 2028 | \$36,562 | Excellent coating candidate |

| | | | | | | | | | |
|---|---------------|---|------------------------|---|-------------------|---|----------------------|---|---------------------------|
| A | New condition | B | Near new condition 75% | C | Mid life span 50% | D | Moderate repairs 25% | F | Imminent failure, replace |
|---|---------------|---|------------------------|---|-------------------|---|----------------------|---|---------------------------|

CES

Blacktop Analysis

| Name /Area | Sqft. | Current Type | Grade | Cost of Repair Sqft. | Extend Cost | Note |
|-----------------------|--------|--------------|-------|----------------------|-------------|-----------------------------------|
| Playground area (A) | 22,000 | Blacktop | C | .36 | \$7,920 | Sealcoat 2022/2029 |
| West parking (B) | 11,000 | Blacktop | B | .36 | \$3,960 | Sealcoat/stripe/repair 2023/2030 |
| Main parking lot (C) | 34,000 | Blacktop | D | .36 | \$12,240 | Sealcoat/stripe/repair 2021/2028 |
| Portable approach (D) | 10,500 | Blacktop | C | .36 | \$3,780 | Seal coat/stripe/repair 2022/2029 |

| | | | | | | | | | |
|---|---------------|---|---|---|---------------------|---|---------------------------------------|---|---------------------------|
| A | New condition | B | Near new condition slight but even wear | C | Worn light cracking | D | Course W/multiple cracks water damage | F | Imminent failure, replace |
|---|---------------|---|---|---|---------------------|---|---------------------------------------|---|---------------------------|

WOODLAND PRIMARY

CES Flooring

| Room Area | Material | Condition | RPL Cost | Room Area | Material | Condition | RPL Cost | Room Area | Material | Condition | RPL Cost |
|-----------|----------|--------------|----------|-----------|------------|------------|----------|-----------|------------|--------------|----------|
| Old music | VCT | A >10 year | | 103 | Carpet | A >10 year | | 204 | VCT/Carpet | A/C 25/29 | 6,000 |
| Cafe | VCT | D 22-25 | 3,500 | 104 | Carpet | A >10 year | | 206 | VCT/Carpet | A/A >10 yr. | |
| Gym | Plastic | A >10 year | | 105 | Carpet | A >10 year | | 207 | VCT/Carpet | A/C 25/29 | 6,000 |
| Kitchen | Rubber | B ≥ 10 Years | | 106 | Carpet | A >10 year | | 208 | VCT/Carpet | A/C 25/29 | 6,000 |
| Art/music | Carpet | F - Schedule | 6,000 | 107 | Carpet | A >10 year | | 209 | VCT/Carpet | A/C >26 | |
| Lobby | WOM | A >10 year | | 108 | Carpet | A >10 year | | 210 | VCT/Carpet | A/D >26 | |
| Office | Carpet | A >10 year | | 109 | Carpet | A >10 year | | 211 | VCT/Carpet | A/A >10 yr. | |
| Library | Carpet | A >10 year | | 110 | Carpet | A >10 year | | 212 | VCT/Carpet | A/C 25-29 | 6,000 |
| 101 | Carpet | A >10 year | | 111 | Carpet | A >10 year | | 213 | VCT/Carpet | A/C 25-29 | 6,000 |
| 102 | Carpet | A >10 year | | Office | Carpet | A >10 year | | Hall | VCT | B ≥ 10 Years | |
| PD Rm | Carpet | B ≥ 10 Years | | 203 | VCT Carpet | A/C 25/29 | 6,000 | Comm | Carpet | A >10 year | |

| | | | | | | | | | |
|---|---------------------------------|---|--|---|---|---|--|---|--|
| A | New or like new > 10 years Life | B | Slight wear replace estimated ≥ 10 Years | C | Worn evenly no damage replace estimated 25-29 | D | Perm. stain, minor damage or seam damage replace estimated 22-25 | F | Extensive damage replace at earliest opportunity |
|---|---------------------------------|---|--|---|---|---|--|---|--|

CES

HVAC

- Conference room electric A/C roof top package unit. Replacement needed 35+ years old for \$15,000.
- Two 40 ton gas electric air handling rooftop units, 25+ years old, near the end of normal service life, but still in good operating condition. Estimated cost to upgrade \$150,000.
- Lower wing air handler A/C system with individual room VAV units, with resistance electric heaters. 25+ years, near end of normal service life, but still in good operating condition.
- Gym side of building had new boilers installed in 2013. Boilers are connected to the original 1970's air handling units. The original air handling units should continue to be serviced and repaired with no complete replacements needed within 10 years.
- Roof exhaust fans, welded seams failing on numerous locations, will replace with roof work for \$7,500.
- Entire school had a HVAC control system upgrade 9 years ago by NCC.
- Art/Music room, install split systems at \$7500 each.



CES

Structural and Exterior/Interior Finishes

- Wood stringers in parapet, selective replacement with T1-11 siding for \$8,500 – 2023
- Replace ceiling tiles in selective areas damaged by roof leaks for \$7500 – 2021 (safety)
- Entire exterior of campus painted 2016/2017 EST 2026 paint for \$7,500

WOODLAND PRIMARY



CES

Utilities

Water /Plumbing

- Dedicated filter drinking water line installed - 2020
- Replace balance of galvanized piping 1st grade wing \$35,000 -2023/24. 2/3's currently complete.

Fire Systems

- Original construction no fire sprinklers \$150,000 – grant candidate
- K-wing full sprinklers

Electrical

- Panel locks/covers and remote switching for \$3,500 - 2021
- Switchboard, panel labeling and schedules for \$2,500 - 2021
- Switchboard and panel cleaning/torqueing/lubrication and testing for \$2,500 - 2021

Natural Gas

- Leak detect, isolation boiler room for \$8,500 - 2021

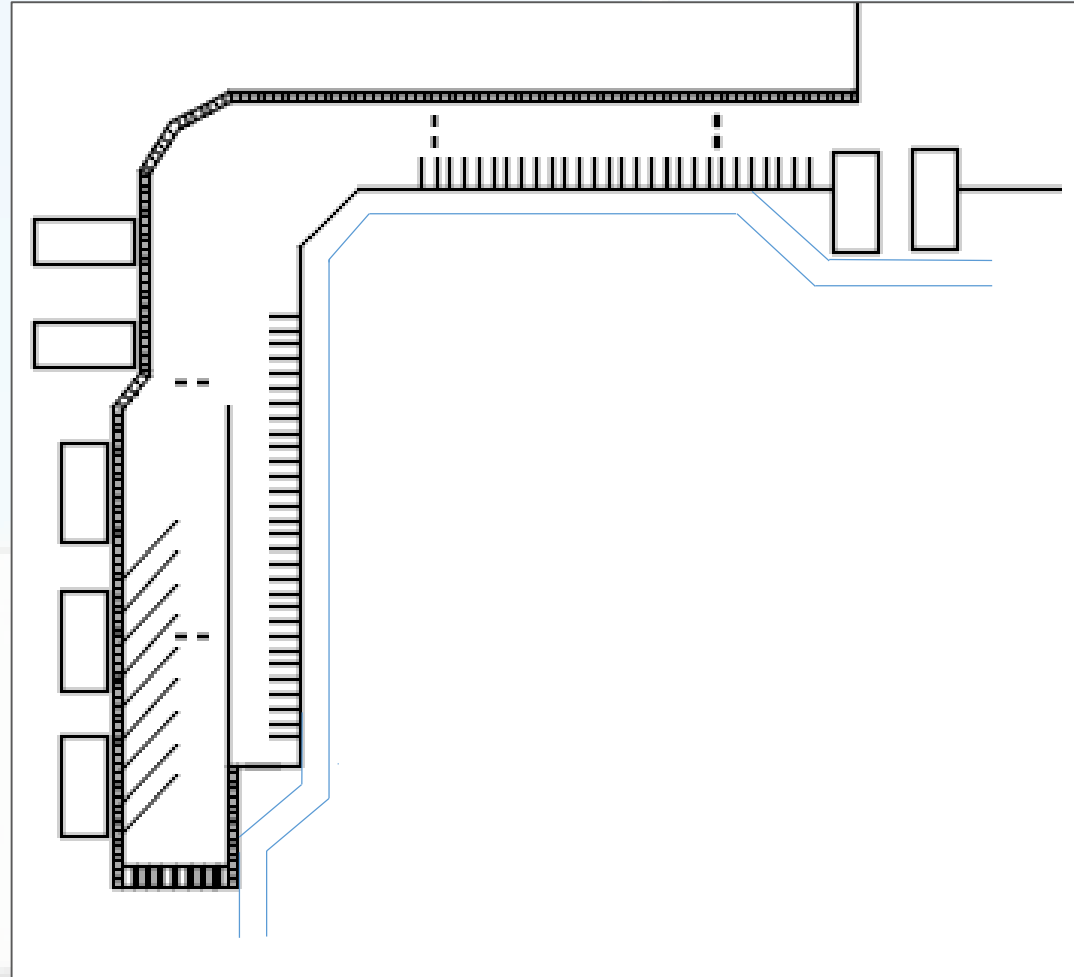


CES


Grounds Overview

Bus, Bike, Student and Pedestrian Safety Corridor

- Install 900 linear feet sidewalk
- 40,000 sq. ft. blacktop
- Install speed bumps
- Bus parking area
- 60 parking stalls
- 2 pedestrian crosswalks
- Designated bike lane
- **Estimated \$250,000
- Trying to acquiring grants



** Not in school cost sheet, preliminary cost estimate, not hard quoted



CES *Portable Buildings*

| 2021 | 2022 | 2023 | 2024 | 2025 | 2026 | |
|---------|------|---------|---------|---------|------|--|
| \$8,500 | | \$8,000 | \$9,000 | \$6,000 | | |

| Port. Bldg. | Use | Roof | Siding | Ramps | Flooring | Interior Finishes | Ext Paint | Restrooms |
|--------------------|-----------------|----------------------|--------|--------------|---------------------|-------------------|-----------|----------------|
| PO 2/3 | WCC | 3 tab RPL 2021 8,500 | A | 2023 \$5,000 | 2024 \$6,000 | 2024 \$3,000 | New | Existing |
| PO 4/5 | DSP Comp lab | 3 tab | A | New | P4- New P5-Carpet C | P-4 new P-5 | New | Installed 2019 |
| PO 6/7 | SPED Preschool | Metal | A | New | New | New | New | Existing |
| PO 8/9 | FCRC | 3 tab New | A | New | 2025 \$6,000 | 2023 \$3,000 | New | Existing |
| PO 11/12 | CO-OP ECAP | Metal | A | New | New | New | New | Installed 2018 |
| PO 10 Non-district | ECAP Head start | - | - | - | - | - | - | - |
| PO 14 Non-district | CO-OP Preschool | - | - | - | - | - | - | - |
| Total | | \$8,500 | | \$5,000 | \$12,000 | \$6,000 | | |

CES

120 month Facilities plan

| | 2021 | 2022 | 2023 | 2024 | 2025 | 2026 | 2027 | 2028 | 2029 | 2030 | 2031 |
|----------------|----------|----------|----------|----------|----------|----------|---------|----------|----------|---------|------|
| Roof | | \$35,212 | | \$57,105 | | \$24,500 | | \$36,562 | | | |
| Blacktop | \$12,240 | \$11,700 | \$3,960 | | | | | \$12,240 | \$11,700 | \$3,960 | |
| Flooring | \$6,000 | \$3,500 | | | \$11,000 | \$6,000 | \$6,000 | \$6,000 | \$6,000 | | |
| HVAC | | | | | | | | | | | |
| Structural/Ext | \$7,500 | | \$8,500 | | | \$7,500 | | | | | |
| Utilities | \$8,500 | \$8,500 | \$17,500 | \$17,500 | | | | | | | |
| **Grounds | | | | | | | | | | | |
| Portables | \$8,500 | | \$8,000 | \$9,000 | \$6,000 | | | | | | |
| | | | | | | | | | | | |
| Total WPS | \$42,740 | \$58,912 | \$37,960 | \$83,605 | \$17,000 | \$38,000 | \$6,000 | \$54,802 | \$17,700 | \$3,960 | |

WOODLAND PRIMARY



North Fork Elementary School



*Home of the
Eagles*

North Fork Elementary School

School Statistics

- Site 10.68 acres (3 lots)
- Building footprint approximately 1 acre (.97)
 - Main school parcel 218,671 sqft. (5.02 acres)
 - Sports field 236,095 sqft. (5.41 acres)
 - Acquired property 10,000 sqft. (.25 acres)
- Original construction 1997/1998
- Classrooms
 - 21 classrooms
 - 1 Resource room
 - 1 Special Education room (classroom)
 - 1 Computer lab
 - 1 Music room
 - 6 portable classrooms
- Parking - 91 car, 5 ADA, 15 Bus
- 417 students and 78 staff




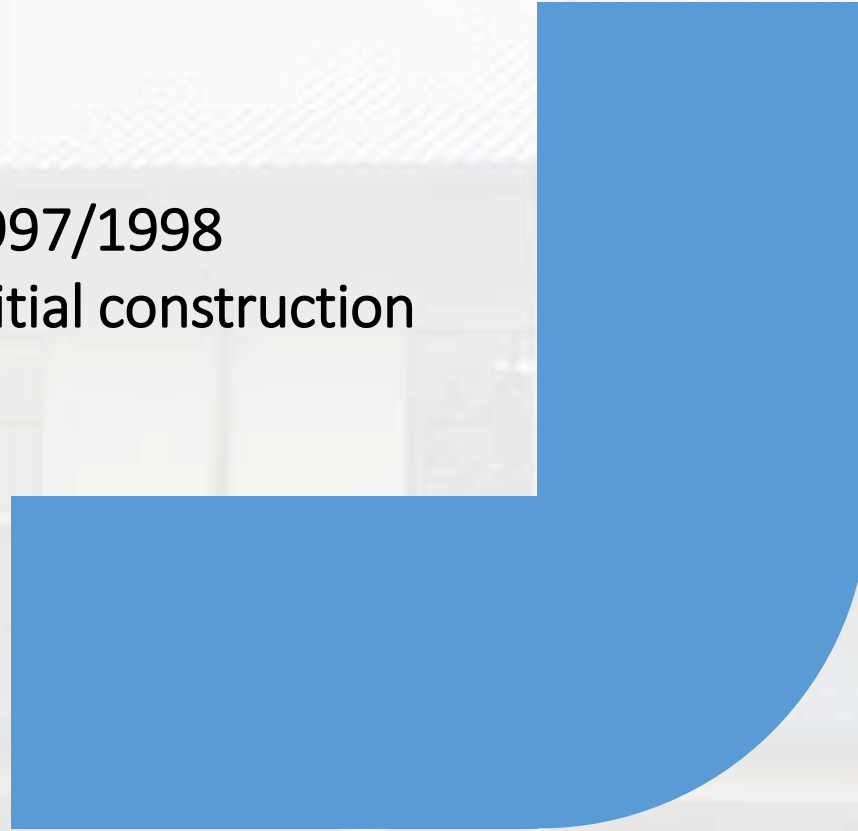
NFES

Historical Look

1997/1998
Initial construction

Third Portable
Added 2019

Two Portables
Installed August 2017



NFES

Roofing and Blacktop Plan

NFES ROOFING MAP

- 1 Covered play area
- 2 Gym
- 3 Classroom wing (west)
- 4 Classroom wing (north)
- 5 Entry canopy

BLACKTOP MAP

- A Bus/main parking lot
- B Playground/walking path
- C Vacant lot for expansion



NFES

Roofing

| Name /Area | Sqft. | Current Type | Grade | Remaining life | Replace Cost | Notes |
|--------------------------|--------|--------------|-------|----------------|--------------|-------|
| Covered Play Area (1) | 4,764 | Metal | B | >10 years | N/A | |
| Gym (2) | 12,870 | Metal | B | >10 years | N/A | |
| Classroom Wing South (3) | 10,472 | Metal | B | >10 years | N/A | |
| Classroom Wing North (4) | 16,588 | Metal | B | >10 years | N/A | |
| Entrance Awning (5) | 1,501 | Metal | B | >10 years | N/A | |

NFES

Blacktop Analysis

| | | | | | | | | | |
|---|---------------|---|---|---|---------------------|---|--|---|---------------------------|
| A | New condition | B | Near new condition slight but even wear | C | Worn light cracking | D | Course W/multiple cracks/ water damage | F | Imminent failure, replace |
|---|---------------|---|---|---|---------------------|---|--|---|---------------------------|

| Name /Area | Sq/ft | Current Type | Grade | Cost of Repair sqft | Extended Cost | Note |
|----------------------|--------|--------------|-------|---------------------|---------------|-----------------------------------|
| Main parking lot (A) | 63,500 | Blacktop | B | .36 | \$22,860 | Sealcoat /stripe/repair 2023/2029 |
| Playground (B) | 46,500 | Blacktop | D | .36 | \$16,740 | Sealcoat 2022/2030 |

NFES *Flooring*

| Room Area | Material | Condition | RPL < | Room Area | Material | Condition | RPL Cost | Room Area | Material | Condition | RPL Cost | | | |
|-----------|---------------------------------|-----------|------------|--|----------|-----------|---|-----------|----------|---|------------|---|--|--|
| Kitchen | Tile | A | >10 year | 103 | Carpet | B | ≥ 10 Years | 205 | Carpet | C | 25-29 | | | |
| Gym | Plastic | B | ≥ 10 Years | 104 | Carpet | C | 25-29 | 206 | Carpet | C | 25-29 | | | |
| Restrooms | Tile | A | >10 year | 105 | Carpet | C | 25-29 | 207 | Carpet | C | 25-29 | | | |
| Music | Carpet | D | 22-25 | 106 | Carpet | C | 25-29 | 208 | Carpet | B | ≥ 10 Years | | | |
| Hallway | VCT Tile | B | ≥ 10 Years | 107 | Carpet | B | ≥ 10 Years | 210 | Carpet | A | >10 year | | | |
| SPED | Carpet | C | 25-29 | 109 | Carpet | B | ≥ 10 Years | 211 | Carpet | A | >10 year | | | |
| Sm OFF | Carpet | B | ≥ 10 Years | 113 | Carpet | C | 25-29 | 212 | Carpet | C | 25-29 | | | |
| Staff BRK | Carpet | C | 25-29 | 200 | Carpet | D | 22-25 | 213 | Carpet | C | 25-29 | | | |
| Comp Lab | Carpet | C | 25-29 | 201 | Carpet | A | >10 year | 214 | Carpet | C | 25-29 | | | |
| M Office | Carpet | B | ≥ 10 Years | 209 | Carpet | C | 25-29 | | | | | | | |
| Library | Carpet | C | 25-29 | 202 | Carpet | B | ≥ 10 Years | | | | | | | |
| 101 | Carpet | B | ≥ 10 Years | 203 | Carpet | B | ≥ 10 Years | | | | | | | |
| 102 | Carpet | B | ≥ 10 Years | 204 | Carpet | C | 25-29 | | | | | | | |
| A | New or like new > 10 years Life | | B | Slight wear replace estimated ≥ 10 Years | | C | Worn evenly no damage replace estimated 25-29 | | D | Perm. stain, minor de-lamination or seam damage replace estimated 22-25 | | F | Extensive damage replace at earliest opportunity | |

NFES

HVAC

- HVAC local control modules are obsolete new replacements are \$1,900 each. Total estimated at 60K. These can be replaced as they fail when the new server is installed.
- This is a two story school without A/C in the classrooms. The school gets uncomfortably hot in the early and late part of the school year. The current boilers and air handling units are original to the school and are nearing the end of the normal service life.
- It's recommended to replace the boilers, air handling units and add a chiller for building air conditioning.
- Estimated cost for entire HVAC system upgrade 1.6 million. Expected to be part of new future school bond. Temporary portable AC units are being used.

NFES

Structural and Exterior Finishes

- Masonry block and stucco.
- No major cost expected next 10 years.



NFES

Utility Overview

Water /plumbing

- Install filtered PEX drinking water line started 2020. \$3,500 in progress

Fire Systems

- Wet/Dry full building
- On routine testing cycle

Electrical

- All panels appropriately secured
- Panel schedules in place
- Switchboard cleaning/lubrication/inspection \$2500 2022

Gas

- Kitchen equipment
- 4 hot water boilers
- 2 commercial hot water heaters
- 1 Reznor MAU (kitchen MAU)

NFES

Grounds

- Irrigation tank and distribution – \$15,000, 2022
- Remove trees
- Repair walking path – \$3,500, 2021

NFES

Portables

| 2021 | 2022 | 2023 | 2024 | 2025 | 2026 | 2027 | 2028 | 2029 | 2030 | 2031 |
|------|------|------|---------|------|--------|------|------|------|------|------|
| | | | \$5,000 | | \$2500 | | | | | |

| Portables | Use | Roof | Siding | Ramps | Flooring | Interior Finishes | Ext Paint | Restroom |
|-----------|------------------------|-------------------|--------|--------------|----------------------|-------------------|----------------|-----------|
| PO 1/2 | BOOST | 3 tab >10 year | A | New-Alum | New 2017 >10 year | >10 year | 2024 \$2500 | Installed |
| PO 3/4 | Classroom Classroom | 3 tab >10 year | A | New-Alum | New 2017 >10 year | >10 year | 2024 \$2500 | Installed |
| PO 5/6 | Classroom Classroom | 3 tab >10 year | A | New- Alum | New 2019 >10 year | >10 year | 2026 \$2500 | Installed |
| Total | | | | | | | \$7,500 | |

NFES

120 month maintenance plan

| 6 month | 2021 | 2022 | 2023 | 2024 | 2025 | 2026 | 2027 | 2028 | 2029 | 2030 | 2031 |
|-------------------------|---------|----------|----------|----------|----------|----------|----------|----------|----------|----------|------|
| Roof | | | | | | | | | | | |
| Blacktop | | \$16,740 | | | \$22,860 | | \$16,740 | | | \$22,860 | |
| Flooring | | \$6,000 | \$12,000 | \$12,000 | \$12,000 | \$12,000 | \$12,000 | \$12,000 | \$12,000 | | |
| HVAC | | | | | | | | | | | |
| Structural /Exterior | | | | | | | | | | | |
| Utilities | \$3,500 | \$2,500 | | | | | | | | | |
| Grounds | \$3,500 | \$15,000 | | | | | | | | | |
| Portables | | | | \$2,500 | | \$2,500 | | | | | |
| | | | | | | | | | | | |
| Total NFES | \$7,000 | \$40,240 | \$12,000 | \$14,500 | \$34,860 | \$14,500 | \$28,740 | \$12,000 | \$12,000 | \$22,860 | |

NFES

Expansion of Parking Lot

Acquired property

- 2280 Lewis River Road, directly to the north of the school north wing
- House demolished in December 2017
- Property sqft. 11,000 (.3 acre)
- Space could provide an additional 30 needed parking spaces



Woodland Middle School



Home of the Trojans

WMS

School Statistics


- Site 33.46 acres 2 parcels
- Buildings 3.02 acres
- Original construction (current site layout)
- 1951/1953/1962/1964/1966/1967/1982/1993
 - Classrooms 33 (excluding CTE wing)
- Gross sq. ft. 132,000
- Parking 138 auto, 5 ADA 18 bus
- 649 students and 74 staff



WMS

Historical Look

- Originally constructed as Primary School in 1951
- Commons and classroom addition 1953/54 as part of WHS construction
- Yellow hall addition 1962
- Green hall extension 1964
- Classroom addition (2) 1967
- Gym locker room 1982
- Yellow gym, library addition and building modernization 1993
- 5 portable buildings



WMS

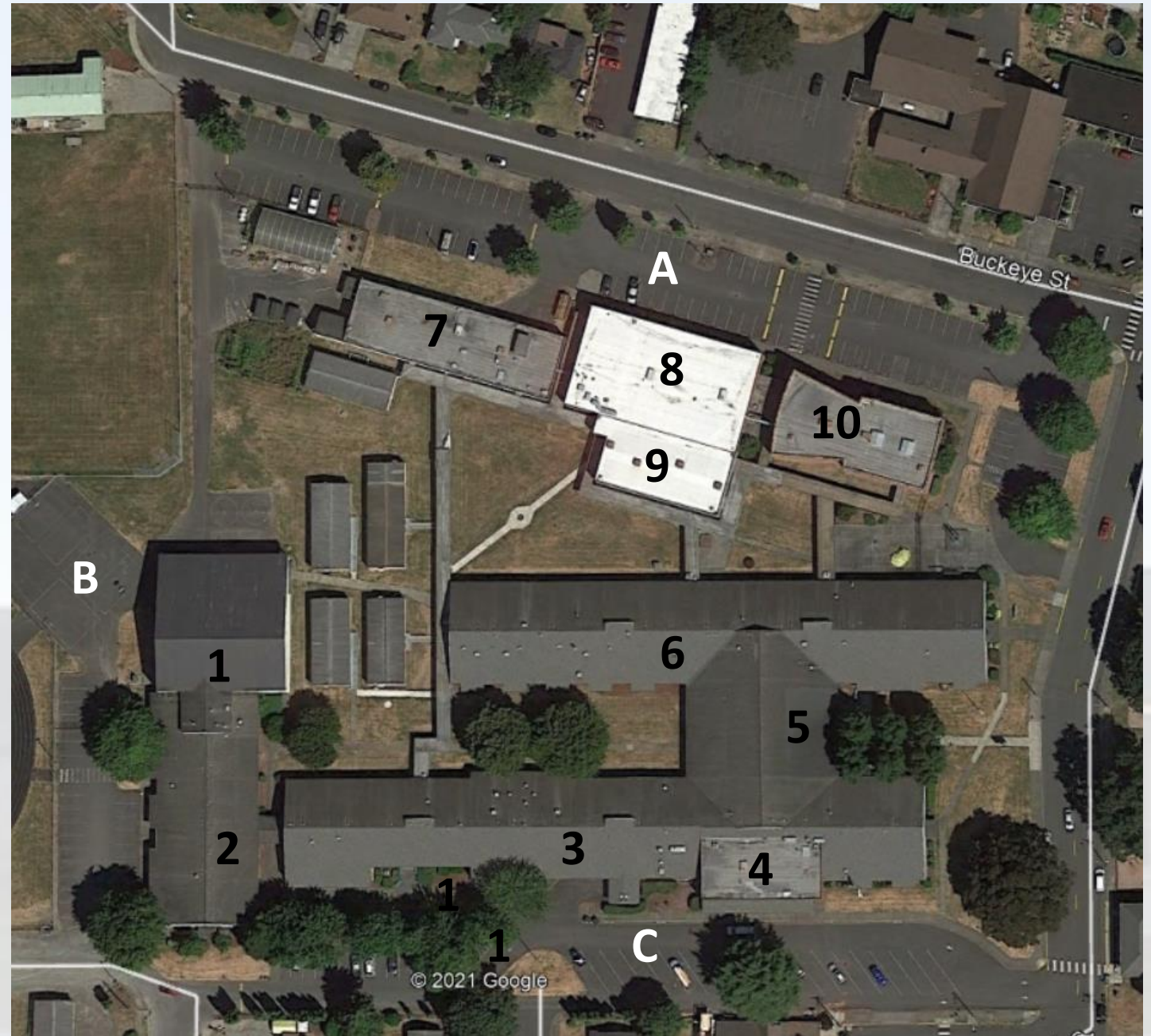
Roofing Map

WMS ROOFING MAP

- 1 Yellow Gym
- 2 Yellow Hall west
- 3 Yellow Hall main
- 4 Commons
- 5 Library bridge
- 6 Green Hall
- 7 Metal Shop
- 8 Green Gym
- 9 Green Mezzanine
- 10 Performing Arts

BLACKTOP

- A North/Green Gym parking
- B West parking, BB court, service road
- C Bus parking, DO, south



WMS

Roofing Analysis

| Name /Area | Sq/ft | Type | Grade | Replace-ment | Cost | Note |
|--------------------------|--------|---------------|-------|--------------|----------|------------------|
| Yellow Gym (1) | 10,780 | Metal | C | >10 years | - | |
| Yellow Hall west end (2) | 15,325 | Composition S | A/C | 2025 | \$34,481 | |
| Yellow Hall main (3) | 37,571 | Composition S | A/C | 2027 | \$84,535 | |
| Commons (4) | 3,950 | Comp B/U | D- | 2021 | \$8,887 | Silicone coating |
| Library (5) | 8,950 | Composition S | A/C | >10/2028 | \$20,137 | |
| Green Hall (6) | 36,050 | Composition S | A/C | >10/2029 | \$81,112 | |
| Metal Shop (7) | 7,700 | Comp B/U | D | 2021 | \$17,325 | Silicone coating |
| Green Gym (8) | 10,150 | TPO | A | >10 years | | |
| Green Mezz (9) | 5,000 | TPO | A | >10 years | - | |
| Performing Arts (10) | 6,720 | Comp B/U | D | 2021 | \$15,120 | Silicone coating |

WMS

Blacktop Analysis

| Name /Area | Sqft. | Current Type | Grade | Cost Sqft. | Extended Cost | Note |
|---|--------|--------------|-------|------------|---------------|------------------------------------|
| North parking lot (A) | 51,500 | Blacktop | C | .36 | \$18,540 | Sealcoat/stripe/repaired 2022/2029 |
| Playground, west parking, service rd. (B) | 33,000 | Blacktop | B | .36 | \$11,880 | Sealcoat/stripe/repaired 2024/2031 |
| Commons and DO Parking (C) | 36,530 | Blacktop | B | .36 | \$13,150 | Sealcoat/stripe/repaired 2026 |

| | | | | | | | | | |
|---|---------------|---|---|---|---------------------|---|---------------------------------------|---|---------------------------|
| A | New condition | B | Near new condition slight but even wear | C | Worn light cracking | D | Course W/multiple cracks water damage | F | Imminent Failure, replace |
|---|---------------|---|---|---|---------------------|---|---------------------------------------|---|---------------------------|

WMS Flooring

| | | | | | | | | | |
|---|---------------------------------|---|--|---|---|---|---|---|--|
| A | New or like new > 10 years Life | B | Slight wear replace estimated ≥ 10 Years | C | Worn evenly no damage replace estimated 25-29 | D | Perm. stain, minor de-lamination or seam damage replace estimated 22-25 | F | Extensive damage replace at earliest opportunity |
|---|---------------------------------|---|--|---|---|---|---|---|--|

| Yellow West | | | | Yellow East | | | | Green Hall | | | |
|-------------|--------------|--------|------------|--------------|------------|------|------------|------------|--------------|-------|------------|
| Room/Area | Material | Con d. | REPL | Rm/Area | Material | Cond | | Room/Area | Material | Cond | Condition |
| 313 | Carpet new | A | >10 year | 449 | Carpet new | A | >10 yr. | 413 | Carpet new | A | >10 year |
| 325 | Carpet new | A | >10 year | 450 | Carpet new | A | >10 yr. | 415 | Carpet new | A | >10 year |
| LRA | Carpet tiles | A | ≥ 10 Years | 317 | Carpet new | A | >10 yr. | WMS Office | Carpet tiles | B | ≥ 10 Years |
| Lkr Room | Epoxy | B | ≥ 10 Years | 314 | Carpet new | A | >10 yr. | 421 | Carpet new | A | >10 year |
| 307 | Carpet new | A | >10 year | 323 | Carpet old | B | ≥ 10 Years | 423 | Carpet new | A | >10 year |
| 308 | Carpet new | A | >10 year | 326 | Carpet old | D | 22-25 | 427 | Carpet new | A | >10 year |
| 305 | Carpet new | A | >10 year | 447 | Carpet new | A | >10 years | 429 | Carpet new | A | >10 year |
| 306 | Carpet new | A | >10 year | 448 | Carpet old | C | 25-29 | 412 | Carpet new | A | >10 year |
| 311 | Carpet old | D | 22-25 | 319 | Carpet old | D | 22-25 | 417 | Carpet new | A | >10 year |
| 312 | Carpet old | D | 22-25 | 320 | Carpet old | B | ≥ 10 Years | 424 | Carpet old | B | ≥ 10 Years |
| DO | Carpet new | A | >10 year | Kitchen | Epoxy, new | A | >10 Years | 425 | Carpet old | B | ≥ 10 Years |
| Main hall | Carpet old | B | ≥ 10 Years | 318 | VCT tile | B | ≥ 10 Years | 419 | Epoxy | B | 25-29 |
| 324 | Carpet old | F | Replace | Commons | VCT tile | B | ≥ 10 Years | 428 | VCT tile | A | >10 year |
| Gym hall | VCT tile | B | ≥ 10 Years | S. Commons | VCT tile | B | ≥ 10 Years | 426 | VCT tile | A | >10 year |
| Bathrooms | Tile | A | >10 | Comm hallway | VCT tile | B | ≥ 10 Years | 430 | VCT tile | B | ≥ 10 Years |
| 315 | VCT tile | B | ≥ 10 Years | Gym | Wood | B | ≥ 10 Years | 431 | VCT tile | B | ≥ 10 Years |
| 316 | VCT tile | B | ≥ 10 Years | Library | Carpet new | A | >10 yr. | 432 | VCT tile | A | >10 year |
| Yellow Gym | Wood | B | ≥ 10 Years | Yellow hall | Carpet | C | 25-29 | Green hall | VCT tile | A/C/B | Var |

WMS

HVAC

- Computer server room A/C unit. The current A/C system is 23+ years old and is too small for the amount of heat generated by the number of installed computer equipment. Needs new larger system. Recommend adding a ductless A/C split system for 10K.
- LRA, District Office, Middle School Office, computer lab and science classrooms all have split heat pump units with air handlers that are beyond their normal service life 23+ years old, these will need to be replaced over the next 10 years as parts become unavailable. Estimated cost is 150K.
- Classroom furnaces. Each classroom and common hallway areas are heated by a residential style gas furnace. These gas furnaces are 23+ years old and many of the parts are no longer available. Furnaces will need to be replaced when parts fail. Estimated cost per furnace to replace is 5K.
- Gym and auditorium had new boilers installed 2019. These boilers are connected to old air handling units that should continue to be serviced and repaired with no replacements needed anytime soon.
- Entire school had a HVAC control system upgrade 9 years ago.

WMS

Structural Interior and Exterior Finishes

Exterior painting and sealing for \$7,500 in 2019-2022 (in house cost, in progress)

Ceiling tiles in green gym (safety concern) for \$8500 in 2021

Floor leveling and coating in covered lunch area for \$8500 in 2023

Enclosed pass through hallway in the green/yellow halls for \$25,000 in 2023

WMS

Utility Overview

- Water
 - Replaced galvanized lines to CTE complex in 2022 (service life expired) for \$12,000
 - Install dedicated fountain service line. Completed in 2021 for \$7,500
- Electrical
 - Install exterior LED lighting in covered play area for \$3,500 in 2022
 - Complete main switchboard maintenance for \$2500 in 2023
 - Repair broken panels and add exterior switching for \$3,500 in 2021



- GAS
 - Install gas leak detection and isolation system for \$15,000 in 2021
- Fire safety
 - Clean up/map Simplex wiring for \$5,000 in 2023

WMS

Grounds

| Item | Cost | When |
|---|----------|----------------|
| Remove balance of pin oaks install new trees Buckeye St – undermining sidewalk and blacktop | | Completed 2020 |
| Building gutter replacement (in progress) | \$17,325 | 2021 |
| Well distribution storage tanks and distribution | \$7,500 | 2022 |
| Drywell drain line clearing | \$4,500 | 2022 |
| Covered walkway gutter replacement | \$17,100 | 2024 |

WMS

Portable Buildings

| Port. Bldg. | Use | Roof | Side | Ramp | Flooring | Interior Finishes | Restroom | Cost /Notes |
|-------------|----------------------|-----------|-------------|-------------|----------------------|-------------------|----------|---|
| 462 463 | FAC/Train ELL | C 2030 | New 2017 | New 2017 | New A New A | B B | No No | Roof 2030-\$8,000 |
| 464 465 | GRN Rm Storage | D 2026 | New 2017 | New 2017 | VCT D VCT D | C C | No No | Flooring 2024-\$7,000 Roof 2026-\$8,000 Interior 2023-\$3,000 |
| 466 467 | Training SS | C 2029 | New 2017 | New 2017 | Carpet C Carpet C | C C | No No | flooring 2025-\$7,000 Roof, 2026 -\$8,000 |
| 468 469 | Music Testing | C 2029 | New 2017 | New 2017 | Carpet D Carpet B | B B | No No | Flooring 2029 – \$7,000 Roof 2027 – \$8,000 |
| 470 471 | Comp lab Comp lab | D 2026 | New 2017 | Replace | Carpet B Carpet B | B B | No No | Ramp 2022-\$5,000 Carpet 2023-\$7,000 Roof 2028 -\$8,000 |

WMS

120 month maintenance plan

| 6 month | 2021 | 2022 | 2023 | 2024 | 2025 | 2026 | 2027 | 2028 | 2029 | 2030 | 2031 |
|-------------------------|-----------|----------|----------|----------|----------|----------|-----------|----------|----------|----------|----------|
| Roof | \$41,332 | | | | \$34,481 | | \$84,575 | \$20,137 | | \$81,112 | |
| Blacktop | | \$18,540 | | \$11,880 | | 13,150 | | | \$18,540 | | \$11,880 |
| Flooring | \$12,000 | | \$12,000 | | \$6,000 | \$6,000 | \$6,000 | \$6,000 | | | |
| HVAC | | \$10,000 | \$15,000 | \$50,000 | \$15,000 | \$50,000 | \$15,000 | \$50,000 | \$15,000 | | \$50,000 |
| Structural /Exterior | \$16,000 | \$7,500 | \$33,500 | | | | | | | | |
| Utilities | \$26,000 | \$14,500 | \$5,000 | | | | | | | | |
| Grounds | \$17,325 | \$12,000 | | \$17,100 | | | | | | | |
| Portables | | \$5,000 | \$10,000 | \$7,000 | \$7,000 | \$16,000 | \$8,000 | \$8,000 | \$7,000 | \$8,000 | |
| | | | | | | | | | | | |
| Total WMS | \$112,657 | \$67,540 | \$75,500 | \$85,980 | \$62,481 | \$85,150 | \$113,575 | \$84,137 | \$40,540 | \$89,112 | \$61,880 |

Woodland High School



Home of the Beavers

WHS

Historical Look

- Bond levy passed 2012
- Construction began 2013
- Construction ends 2015
- First class 2015



WHS

Statistics

- Site 40.88 acres (2 parcels)
 - Building footprint approximately 2.64 acres (.97)
 - 153,000 gross sqft
 - Original construction 2013/14
 - Parking – 414 car 10 ADA, 14 bus with auto shadow lines (46 auto)
 - 614 students and 80 staff
- Classrooms
 - 18 Regular classrooms
 - 6 Science labs
 - 3 Computer /IT lab
 - 1 Culinary
 - 2 Business lab
 - 1 Horticulture
 - 1 Music room
 - 2 Resource
 - 1 Life Skills (currently SPED classroom)
 - 1 Music room
 - 1 Career center
 - 2 Art rooms

WHS

Roof and Blacktop Map

- 1 Stadium
- 2 Locker room
- 3 Gym
- 4 Spin/weight Room
- 5 Classroom wing north
- 6 Classroom bridge north
- 7 Classroom bridge south
- 8 Classroom wing south
- 9 Entrance awnings (7 installations)

- A North parking
- B Sport fields and approaches
- C Gym and exit rd.
- D Main Parking west
- E Main parking east



WHS

ROOFING ANALYSIS

| Name /Area | Sqft. | Type | Grade (key below) | Remaining Life | Cost (NA if past 10 years) | Expect Life | Note |
|----------------------------|--------|-------------|-------------------------|----------------|-------------------------------|-----------------|------|
| Stadium (1) | 11,700 | Metal | B | 87.5% | N/A | 30-50 year (40) | |
| Locker Room (2) | 10,250 | Metal | B | 87.5% | N/A | 30-50 year (40) | |
| Gym (3) | 49,675 | Composition | B | 83% | N/A | 30 year | |
| Spin/Weight Room (4) | 7,000 | Metal | B | 87.5% | N/A | 30-50 year (40) | |
| Classroom Wing North (5) | 26,426 | Composition | B | 83% | N/A | 30 year | |
| Classroom Bridge North (6) | 5,720 | Composition | B | 83% | N/A | 30 year | |
| Classroom Bridge South (7) | 6,435 | Composition | B | 83% | N/A | 30 year | |
| Classroom wing South (8) | 21,450 | Composition | B | 83% | N/A | 30 year | |
| Entrance Awnings (9) | 1,800 | Metal | B | 87.5% | N/A | 30-50 year (40) | |

| | | | | | | | | | |
|---|-----|---|-------------------------|---|--------------------|---|--------------------------------|---|--|
| A | New | B | Near new condition >75% | C | Mid life span >50% | D | Requires moderate >repairs 25% | F | Imminent failure, in need of replacement |
|---|-----|---|-------------------------|---|--------------------|---|--------------------------------|---|--|

WHS

Blacktop Analysis

| Name /Area | Sqft. | Current Type | Grade | Cost of Repair sqft. | Extended Cost | Note |
|---|--------|--------------|-------|----------------------|---------------|---------------------------------------|
| North parking lot (A) | 89,785 | Blacktop | A | .36 | \$32,322 | Sealcoat/stripe/repared 2022/2026 |
| Sports field and stadium approaches (B) service rds. | 40,500 | Blacktop | A | .36 | \$14,580 | Sealcoat/stripe/repared 2023/2028 |
| Gym parking and exit road (C) | 82,500 | Blacktop | A | .36 | \$29,700 | Sealcoat/stripe/repair 2022/2027 |
| Main parking west and entrance rd. (D) | 62,000 | Blacktop | A | .36 | \$22,320 | Sealcoat/stripe/repair 2021/2026/2031 |
| Main parking east (E) | 64,980 | Blacktop | A | .36 | \$23,392 | Sealcoat/stripe/repair 2022/2027 |

WHS

Flooring

- All Flooring >10 years

WHS

HVAC

- Two Fulton high efficiency boilers
- Multiple HW/CW air handlers
- Multiple MAU with heat recovery
- No major maintenance expected within 10 years other than routine preventive maintenance and inspections

WHS

Structural and Exterior

- Built to seismic design category D (high seismic vulnerability)
- No structural cost expected within 10 years

| Seismic Design Category (SDC) | Definition |
|-------------------------------|--|
| A | Very small seismic vulnerability |
| B | Low to moderate seismic vulnerability |
| C | Moderate seismic vulnerability |
| D | High seismic vulnerability |
| E&F | Very high seismic vulnerability and near major fault |

WHS

Utilities

- Electrical
 - 12.5KW solar facility install in 2021 for \$10K
- Fire Safety
 - Fully sprinklered interior wet system, exterior dry system

WHS

Grounds

- Install well storage and distribution system for \$45K
- Apply for water rights

WHS

120 Month Plan

| 6 month | 2021 | 2022 | 2023 | 2024 | 2025 | 2026 | 2027 | 2028 | 2029 | 2030 | 2031 |
|------------------|----------|----------|----------|----------|----------|----------|------|------|------|----------|----------|
| Blacktop | - | | \$32,322 | \$46,118 | \$29,700 | \$14,580 | - | | | \$32,322 | \$46,118 |
| Roof | - | - | - | - | - | - | - | - | - | | |
| Flooring | - | - | - | - | - | - | - | - | - | | |
| HVAC | - | - | - | - | - | - | - | - | - | | |
| Structural/Ext | - | - | - | - | - | - | - | - | - | | |
| Utilities | \$10,000 | \$6,000 | - | - | - | - | - | - | - | | |
| Grounds | - | \$45,000 | - | - | - | - | - | - | - | | |
| Portables | - | - | - | - | - | - | - | - | - | | |
| | | | | | | | | | | | |
| Total WHS | \$10,000 | \$51,000 | \$32,322 | \$46,118 | \$29,700 | \$14,580 | | | | \$32,322 | \$46,118 |

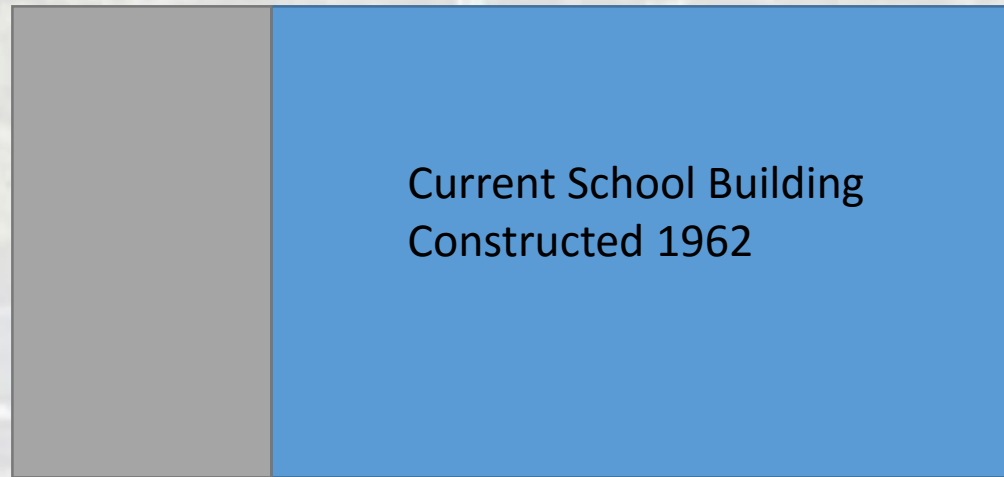
A photograph of Yale School, featuring a large green building with a red roof, a flagpole with the American flag, and a sign that reads "YALE SCHOOL". The school is surrounded by trees and a grassy field. A dark car is parked on the left, and a white van is parked on the right. A large log is in the foreground.

Yale School

Home of the Cougars

Yale School

Historical Look



Cafeteria
and Library
Addition 1993



House



Old school Location
Demolished



Gym Complete
Restoration 2014



Yale School

School Statistics

- Site 8.94 acres (2 parcels)
- Building area .33 acres (school .25, gym .08)
- Original construction 1962
- Addition 1993 adds library, cafeteria and hallway
- Total sqft. 14,975 (school 11,000, gym 3,975)
- 3c lassrooms
- Library
- Cafeteria
- Gravel parking lot. Estimated @ 30 spaces
- 6 staff and 45 students

Yale School

Blacktop and Roof Plan

Roof

- 1 Main school building
- 2 Gym roof

Blacktop (gravel)

- A Gravel only



Yale School

Roof Plan & Blacktop Plan

| Name /Area | Sq. ft. | Type | Grade (key below) | Remaining Life | Cost (NA if past 10 years) | Expected Life | Note |
|------------|---------|-------------------|-------------------------|----------------|----------------------------------|----------------|---------------------------------|
| School (1) | 10960 | Comp cap Built-up | D | 5% | \$24,750 | 25 year | May be candidate for coating |
| Gym (2) | 3800 | Metal | A | 87.5% | | 30-50 year(40) | |

| Name /Area | Sq. ft. | Current Type | Grade | Cost of Repair sq. ft. | Extended Cost | Note |
|------------------|---------|-----------------|-------|---------------------------|------------------|------------------|
| Parking area (A) | 23,250 | Gravel | N/A | .15 | \$2000 | Re-gravel annual |

Yale School

Flooring

| Area | Material | Condition | Notes |
|---------------------|-----------------|----------------|---|
| Kitchen | VCT tile | C \$7,500-2027 | Tile and adhesive possible source of asbestos |
| Entry and main hall | Carpet over VCT | C \$5,000-2026 | Asbestos risk |
| Classroom 1 | Carpet over VCT | B \$5,000-2028 | Asbestos risk |
| Classroom 2 | Carpet over VCT | B \$5,000-2028 | Asbestos risk |
| Classroom 3 | Carpet over VCT | B \$5,000-2028 | Asbestos risk |
| Library | Carpet | B \$5,000-2029 | |
| Cafeteria | Tile | B \$5,000-2029 | |

Yale School

HVAC

- Currently heated by 57 year old, oil fired steam boiler
- Library and cafeteria are heated by 2 small oil forced-air furnaces
- Environmental concerns regarding buried heating oil tank



Yale School

Utilities

Water

- Well system and storage tank
- Interior piping galvanized steel
- Chlorination system installed in 2020
- Add drinking water service line in 2021 for \$5,000

Electrical

- Main switchboard cleaning and maintenance in 2022 for \$2,500

Propane

- Heating for gym area
- Install gas leak detection and auto shutoff in 2023 for \$2,500

Fire Safety

- No sprinklers. Install fire pump and distribution for \$50K (seek grant \$\$)

Yale School

Grounds

Covered Walkway (120 lf) for \$8,000

- Add 120 lf of covered walkway to existing system

Structural and Exterior

- No cost within 10 years

Yale School

120 Month Plan

| | 2021 | 2022 | 2023 | 2024 | 2025 | 2026 | 2027 | 2028 | 2029 | 2030 | 2031 |
|----------------------|---------|----------|----------|---------|------|---------|---------|----------|----------|---------|------|
| Roof | | | \$24,750 | | | | | | | | |
| Blacktop/Gravel | | \$2,000 | | \$2,000 | | \$2,000 | | \$2,000 | | \$2,000 | |
| Flooring | | | | | | \$5,000 | \$7500 | \$15,000 | \$10,000 | | |
| HVAC | | | | | | | | | | | |
| Structural /Exterior | | | | | | | | | | | |
| Utilities | \$5,000 | \$5,000 | | | | | | | | | |
| Grounds | | \$8,000 | | | | | | | | | |
| Portables | | | | | | | | | | | |
| | | | | | | | | | | | |
| Total Yale | \$5,000 | \$15,000 | \$24,750 | \$2,000 | | \$7,000 | \$7,500 | \$17,000 | \$10,000 | \$2,000 | |

District Assets

Equipment, Vehicles and Holdings

- Partners In Transition (PIT) house
- Team High and Business Office portables
- Fleet Vehicles
- Grounds Equipment
- District Assets 10 year plan
- Consolidated 10 year plan

Pit House

10 Year Plan

| | 2021 | 2022 | 2023 | 2024 | 2025 | 2026 | 2027 | 2028 | 2029 | 2030 | 2031 |
|------------|------|------|----------|----------|------|------|------|------|------|------|------|
| Roof 3 tab | | | | 12,500 | | | | | | | |
| Siding LP | | | \$12,500 | | | | | | | | |
| Plumbing | | | | | | | | | | | |
| Kitchen | | | | | | | | | | | |
| Flooring | | | | | | | | | | | |
| Grounds | | | | | | | | | | | |
| Total | | | \$12,500 | \$12,500 | | | | | | | |

Team and BO Portables

Portable Plan

| Port. Bldg. | Use | Roof | Siding | Ramp | Flooring | Int. Finish | Ext Paint | Rest Rooms | Cost/ Notes |
|-----------------|--------|-------------|--------|--------------------|----------|-------------|-------------|------------|--|
| Business Office | WCC | 3 Tab >10yr | A | Permanent Aluminum | Carpet | A | 2025 \$1500 | Yes OK | Building in good material condition. Exterior painted in August 2018. |
| TEAM High | Alt HS | 3 Tab >10yr | A | Permanent Aluminum | Carpet | A | 2025 \$1500 | Yes OK | Building in good material condition. Exterior painted in August 2018. New addition 2021. |

District

Grounds Equipment

| MFG | MDL | EQ TYPE | YEAR | LOCATION | |
|------------|---------|---------|------|----------|-------------|
| John Deere | JDX 750 | Mower | 2015 | WMS | New for WHS |
| John Deere | JDX 748 | Mower | 2007 | WMS | >10 yr. |
| John Deere | 2032 | Tractor | 2015 | WMS | New for WHS |
| John Deere | JD 955 | Tractor | 1997 | WHS | >10 yr. |
| Kubota | ZG 222 | Mower | 2008 | WHS | >10 yr. |
| John Deere | JD 455 | Mower | 1995 | WIS | >10 yr. |
| John Deere | JD 455 | Mower | 1995 | Yale | >10 yr. |
| Walker | | Mower | 2019 | WMS | New |

| Equipment Need | Model | Cost | Year |
|-------------------|------------------|----------|------|
| Exterior 45' Lift | JLG or Genie DSL | \$15,000 | Used |



District

Fleet Vehicle's

| Name | Year | Make | Model | Location/Use | Color | Mileage | Action | RPL | Cost |
|-----------------|------|----------|------------|---------------|---------|---------|--------|------|----------|
| Grounds Truck | 1988 | Chevy | C-20 | Grounds | White | 165,033 | Sell | | |
| Grounds Truck | 1991 | Chevy | C-20 | Grounds | Red | 236,552 | Sell | | |
| HVAC Van | 2002 | Ford | Club Wagon | HVAC | White | 109,793 | | | |
| Tech Van | 1989 | Chevy | Sports van | Tech | Grey | 46,203 | Sell | | |
| White van | 1986 | Ford | Club Wagon | Maintenance | White | 66,899 | | | |
| White Van | 2012 | Ford | E-150 | Tech | | | | | |
| Grey Truck | 2011 | Ford | F150 | Safety /Maint | | | | | |
| Grounds 1 truck | 2006 | Chevy | Silverado | Maintenance | White | 112,711 | | | |
| Grounds 2 truck | 2015 | Ford | F150 | Grounds | | | | | |
| Pit 2 | 2004 | Chrysler | T&C | Pit /BO | Silver | 136,494 | | 2022 | |
| E11 | 2015 | Chevy | Express | WHS | White | 26,810 | | 2026 | \$28,000 |
| E12 | 2015 | Chevy | Express | WHS | White | 23,153 | | 2027 | \$28,000 |
| E13 | 2015 | Chevy | Express | WHS | White | 14,399 | | 2028 | \$28,000 |
| Suburban | 2004 | Chevy | Suburban | WHS | | 130,557 | | 2021 | 15,000 |
| Mini 1 | 2007 | Dodge | Caravan | WHS | Bl/Gr | 96,116 | | | |
| Mini 2 | 2006 | Dodge | Caravan | WHS | Lt Blue | 113426 | | | |

District Summary

120 Month Plan

| | 2021 | 2022 | 2023 | 2024 | 2025 | 2026 | 2027 | 2028 | 2029 | 2030 | 2031 |
|-----------------------|----------|----------|----------|----------|----------|----------|----------|----------|------|------|------|
| PIT house | - | - | \$12,500 | \$12,500 | - | - | - | - | - | - | - |
| TEAM and BO Portables | - | - | - | - | \$3,000 | - | - | - | - | - | - |
| Grounds Equipment | - | - | - | - | \$20,000 | \$7,500 | - | - | - | - | - |
| Fleet Vehicles | \$15,000 | \$15,000 | - | - | - | \$28,000 | \$28,000 | \$28,000 | - | - | - |
| Total | \$15,000 | \$15,000 | \$12,500 | \$12,500 | \$23,000 | \$35,500 | \$28,000 | \$28,000 | - | - | - |

District Summary

120 Month Plan

| | 2021 | 2022 | 2023 | 2024 | 2025 | 2026 | 2027 | 2028 | 2029 | 2030 | 2031 | Total |
|--------------|-----------|-----------|-----------|-----------|-----------|-----------|-----------|-----------|-----------|-----------|-----------|-----------|
| CES | \$42,740 | \$58,912 | \$37,960 | \$83,605 | \$17,000 | \$38,000 | \$6,000 | \$54,802 | \$17,700 | \$3,960 | | \$360,679 |
| NFES | \$7,000 | \$40,240 | \$12,000 | \$14,500 | \$34,860 | \$14,500 | \$28,740 | \$12,000 | \$12,000 | \$57,860 | | \$233,700 |
| WMS | \$112,657 | \$67,540 | \$75,500 | \$85,980 | \$62,481 | \$85,150 | \$113,575 | \$84,137 | \$40,540 | \$89,112 | \$61,880 | \$878,552 |
| WHS | \$10,000 | \$51,000 | \$32,322 | \$46,118 | \$29,700 | \$14,580 | | | | \$32,322 | \$46,118 | \$262,160 |
| Yale | \$5,000 | \$15,000 | \$24,750 | \$2,000 | - | \$7,000 | \$7,500 | \$17,000 | \$10,000 | \$2,000 | | \$95,250 |
| District | \$15,000 | \$15,000 | \$12,500 | \$12,500 | \$23,000 | \$35,500 | \$28,000 | \$5,000 | \$28,000 | \$28,000 | | \$202,500 |
| Annual Total | \$192,392 | \$247,692 | \$195,032 | \$244,703 | \$167,041 | \$194,730 | \$183,815 | \$172,939 | \$108,240 | \$213,254 | \$107,998 | |